

# August

<div> <div>Grade: Kinder</div> <div>Goals:</div> <ul style="list-style-type: none"> <li>Steady Beat</li> <li>Tapping to a steady beat</li> <li>Teacher Sings/students listening</li> <li>Singing/Speaking</li> <li>Singing voice</li> <li>Picture icons for steady beat</li> </ul> </div>						
		Rhythm		Melody		Practice
	Songs/Chants	Prepare	Present	Prepare	Present	Reading/Writing
Lesson 1	<ul style="list-style-type: none"> <li>Hickety Tickety</li> <li>Frog in the Meadow</li> <li>No More Pie</li> <li>Ride a Little Horse</li> </ul>	<ul style="list-style-type: none"> <li>Ride a little Horse: pat steady beat echo rhythms on a neutral syllable</li> <li>Frog in the Meadow: teacher sings, students do the motions</li> </ul>		<ul style="list-style-type: none"> <li>Teacher sings opening song and leads the students around the circle</li> <li>Slide whistle</li> <li>Hickety Tickety: student speak name</li> </ul>		
Lesson 2	<ul style="list-style-type: none"> <li>All Around the Buttercup</li> <li>Beat is Steady</li> </ul>	<ul style="list-style-type: none"> <li>All Around the Buttercup: sing while patting the beat</li> <li>Frog in the Meadow: teacher sings, students do the motions</li> </ul>		<ul style="list-style-type: none"> <li>Hickety Tickety: speak name</li> <li>Slide Whistle</li> </ul>		
Lesson 3		<ul style="list-style-type: none"> <li>Beat is steady: teacher leads</li> </ul>	<ul style="list-style-type: none"> <li>All Around the Buttercup: walk around circle tapping with flower</li> </ul>	<ul style="list-style-type: none"> <li>Hickety Tickety:</li> </ul> <div> <div> </div> <div>□</div> <div> </div> <div> </div> </div> s mm s m T: sing me your name C: My name is ...	<ul style="list-style-type: none"> <li>Frog in the...: students sing</li> </ul>	<ul style="list-style-type: none"> <li>Frog in the...: tap frogs on board</li> </ul>
Lesson 4			<ul style="list-style-type: none"> <li>Beat is steady: Students give suggestions of what body part to tap</li> </ul>	<ul style="list-style-type: none"> <li>Hickety Tickety: sing name (same as week 3)</li> </ul>	<ul style="list-style-type: none"> <li>Frog in the...: Students sing/Solo</li> </ul>	<ul style="list-style-type: none"> <li>Frog in the...: tap frogs on beat charts</li> </ul>

# August

**Grade:**  
**Kinder**

**Goals:**

- Echo

- Play to steady beat
- Move to steady beat

- Develop Listening skills
- “Do as I Do”

- Copy Movement
- Stop & Go
- Personal Space

## Practice

Just for Fun

Part Work

Inner Hearing/Memory

Instruments/  
Improvisation

Listening/Form

Movement

**Lesson 1**

♪ Mac Chicken

♪ No More Pie

**Lesson 2**

♪ Clap! Stamp! Shake!

♪ No More Pie

**Lesson 3**

♪ No More Pie: Solo

♪ Frog in the...: guiro

♪ “Root Beer Rag” by Billy Joel: Beat Buddies/Teacher leads  
♪ Lullaby: Ally Bally

♪ Waltz in A; without video

**Lesson 4**

♪ No More Pie: Solo

♪ All Around the: tap with flower, the last tapped will go to the middle to play steady beat on instrument





♪ “Root Beer Rag: Beat Buddies/Students give movements

♪ Waltz in A: Discuss movements as same or different (prepare form AB)

♪ Waltz in A: students label Apple & Banana on board

♪ Waltz in A: without the teacher

# September

Grade: Kinder		Goals:		• Sing a song while...	• Sing known songs in Fast/Slow tempi	• Teacher Sings/students listening	• Singing voice	• Picture icons for steady beat
		Rhythm		Melody		Practice		
		Songs/Chants	Prepare	Present	Prepare	Present	Reading/Writing	
Lesson 1		Beat is Steady Two Little Apples Going on a Bear Hunt Johnny works with One Hammer Johnny on the Woodpile	Johnny Works with... Going on a Bear Hunt; Janet Sclaroff version	Beat is Steady: different tempos	Hickety Tickety:  s mm s m T: sing me your name C: My name is ...			
Lesson 2		Bee Bee Bumblebee Engine Engine No. 9	Bee Bee Bumblebee; pat a steady beat @ different tempos Engine, Engine; use visuals up/down hill. Lead students around the room as a train	Identify things that make a beat or no beat		 S m s m s mr d T: sing me , sing me, sing me your name C: Ma-ry, Ma-ry, Ma-ry's my name		Tap hammers; on the board
Lesson 3		Paige's Train Cobbler Cobbler	Cobbler Cobbler; keep a beat on different body parts (beat buddies) Lullaby: Bye-O Bye-O	Sing known songs in fast/slow tempi Identify pictures as things that move fast or slow		 S m s m s mr d T: sing me , sing me, sing me your name C: Ma-ry, Ma-ry, Ma-ry's my name		Tap hammers; beat charts
Lesson 4		Doggie Doggie			Voice Recognition; Doggie Doggie game	 S m s m s mr d T: sing me , sing me, sing me your name C: Ma-ry, Ma-ry, Ma-ry's my name		

# September

**Grade:**  
**Kinder**

**Goals:**

- Echo

- Recalling known songs by pictures

- Play to steady beat
- Move to steady beat

- Apples & Bananas; AB
- Beat vs. No Beat

- Copy Movement
- Circle Dance
- Personal Space

## Practice

Just for Fun

Part Work

Inner Hearing/Memory

Instruments/  
Improvisation

Listening/Form

Movement

**Lesson 1**

- If You're Happy... (Go Fish)
- Beanbag Dance (Hap Palmer)
- Bluebird; game, learn to take turns

- Johnny on the Woodpile

- All Around the: tap with flower, the last tapped will go to the middle to play steady beat on instrument

- All Around the Kitchen: move in a circle
- Bee Beat; Eric Chappelle

**Lesson 2**

- Johnny on the Woodpile

- Identify songs from pictures: Hold up picture; class sings song

- Listen to music with a beat and without; identify as a group

- All Around the Kitchen: move in a circle
- Bee Beat; Eric Chappelle

- Bee Beat; label Apple & Bananas as a group

**Lesson 3**

- Johnny on the Woodpile; solos

- Listen to music with a beat and without; identify individually by clipping beat/no beat
- Read "Going on a Bear Hunt"

- Cross Dance; Shenanigans (also known as Krueztanz)
- Fast and Slow; Hap Palmer

**Lesson 4**

- Johnny on the Woodpile; solos

- Making Music assessment; fast/slow

- Cross Dance; Shenanigans (also known as Krueztanz)
- Fast and Slow; Hap Palmer

# October

Grade: Kinder		Goals:		<ul style="list-style-type: none"><li>Sing a song while moving to the beat</li><li>Fast/Slow</li></ul>	<ul style="list-style-type: none"><li>Sing known songs in Fast/Slow tempi</li><li>Identify pictures of things that move fast or slow</li></ul>	<ul style="list-style-type: none"><li>Singing/Speaking</li><li>Whisper/Shouting</li><li>Solo singing</li><li>Loud/quiet voice</li></ul>	<ul style="list-style-type: none"><li>Singing voice</li></ul>	
		Rhythm			Melody		Practice	
	Songs/Chants	Prepare	Present	Prepare	Present	Reading/Writing		
Lesson 1	<ul style="list-style-type: none"><li>Doggie Doggie</li><li>Charlie Over the Ocean</li><li>I Went Up the Apple Tree</li><li>Grizzly Bear</li><li>4 voices</li></ul>	<ul style="list-style-type: none"><li>Charlie Over the Ocean; move to steady beat</li></ul>		<ul style="list-style-type: none"><li>Voice Recognition: Doggie Doggie game</li><li>I went up the Apple tree; use pictures lion=loud, mouse= quiet</li><li>Grizzly Bear: tiptoe for quiet, stomp for loud</li><li>This is My Speaking Voice; Kinder MusicPlay</li></ul>				
Lesson 2	<ul style="list-style-type: none"><li>Lucy Locket</li><li>On the Mountain; Jill Trinka</li><li>Here I Come; Don Dupont (What to Teach When)</li><li>Pumpkin, Pumpkin</li><li>Wee Willie Winkie (STM)</li></ul>	<ul style="list-style-type: none"><li>Here I Come; march around the room to the drum</li><li>Pumpkin; pass pumpkin to a steady beat.</li></ul>	<ul style="list-style-type: none"><li>Charlie Over the ocean; sit in circle , walk around the circle with stuffed fish tapping a steady beat; take turns</li></ul>	<ul style="list-style-type: none"><li>In a group of pictures identify the one that doesn't belong; loud/soft</li><li>Wee Willie Winkie: Whisper/Shouting</li></ul>	<ul style="list-style-type: none"><li>Change from loud to soft in the same song at a signal; sign lion/mouse</li></ul>			
Lesson 3	<ul style="list-style-type: none"><li>Autumn Leaves (MusicPlay)</li><li>Wee Willie Winkie (Share the Music)</li></ul>			<ul style="list-style-type: none"><li>Lucy Locket game</li><li>Autumn Leaves; move upward and downward</li></ul>	<ul style="list-style-type: none"><li>Identify loud and soft sounds from objects in the room.</li></ul>			
Lesson 4								



Grade: Kinder		Goals:		<ul style="list-style-type: none"><li>Echo</li></ul>	<ul style="list-style-type: none"><li>Recalling known songs by pictures</li><li>Recall song by hearing the melody</li></ul>	<ul style="list-style-type: none"><li>Play to steady beat</li><li>Move to steady beat</li></ul>	<ul style="list-style-type: none"><li>“Do as I Do”</li><li>AB: apples &amp; bananas</li></ul>	<ul style="list-style-type: none"><li>Copy Movement</li><li>Circle Dance</li><li>Personal Space</li></ul>
		Practice						
	Just for Fun	Part Work	Inner Hearing/Memory	Instruments/Improvisation	Listening/Form	Movement		
Lesson 1	We Will Stomp; Mr. Eric & Mr. Michael 5 Little Fingers; Kid zone	Wise Old Owl	Identify songs from pictures: Hold up picture; class sings song	I Know a Chicken; Laurie Berkner (egg shakers)	Mice Go Marching; Hap Palmer. Hold up mouse or lion	Ancient Airs and Dance; Move It! DVD		
Lesson 2		Wise Old Owl			Grizzly Bear: Making Music animated listening map	Mice Go Marching: tiptoe=quiet, stomp=loud		
				On the Mountain; student creates ways to move to a steady beat, class copies	Label form of Ancient Airs as a whole group			
Lesson 3		Wise Old Owl; solos	Identify songs from the teacher singing on a neutral syllable, hold up picture	Here I Come; drums & Triangles	Flight of Bumblebee/Moonlight; hold up mouse/lion	Seven Jumps Ancient Airs and Dance without video		
					Making Music: identify voices assessment			
Lesson 4		Wise Old Owl; solos				Ancient Airs and Dance; without the teacher		
created by Tami Mangusso <a href="http://www.ariosostudio.com">www.ariosostudio.com</a>								

# November

**Grade:**  
**Kinder**

**Goals:**

- Sing a song while moving to the beat

- Sing known songs in Fast/Slow tempi
- Identify pictures of things that move fast or slow

- Singing/Speaking
- Whisper/Shouting
- Solo singing
- Loud/quiet voice

- Singing voice

## Rhythm

## Melody

## Practice

### Songs/Chants

### Prepare

### Present

### Prepare

### Present

### Reading/Writing

### Lesson 1

- Two Little Black birds
- Hello; Activate, Denise G.
- A Tisket, A Tasket
- Quaker, Quaker
- Turkey went for a walk

- A Tisket, A Tasket; pass beanbag to a steady beat
- Quaker, Quaker; pat steady beat

### Lesson 2

- Mary Had a Little Lamb
- Hot Cross Buns
- Bounce High, Bounce Low

- Bounce High, Bounce Low; bounce ball around the circle.
- O-Misses Sippy-O (Beat Buddies)
- Lullaby: Bim Bam

- Mary Had a Little Lamb; use different voices

- Quaker, Quaker; tap houses on board

### Lesson 3

- Making Music assessment; Loud/Soft

- Quaker Quaker; tap houses on beat chart (individual)

### Lesson 4

- Thanksgiving break

# November

Grade: Kinder		Goals:		<ul style="list-style-type: none"><li>Echo</li><li>Play an instrument at given points (on a specific word)</li></ul>	<ul style="list-style-type: none"><li>Recalling known songs by pictures</li><li>Recall song by hearing the melody</li></ul>	<ul style="list-style-type: none"><li>Play to steady beat</li><li>Move to steady beat</li></ul>	<ul style="list-style-type: none"><li>ABC: Apples, Bananas, Cherries</li></ul>	<ul style="list-style-type: none"><li>Copy Movement</li><li>Circle Dance</li><li>Personal Space</li></ul>
		Practice						
	Just for Fun	Part Work	Inner Hearing/Memory	Instruments/Improvisation	Listening/Form	Movement		
Lesson 1	Me and My Partner Baby Shark; The Learning Station (youtube)	Tongo	Identify songs from the teacher singing on a neutral syllable, no pictures	The Bear Went Over the Mountain; play steady beat on different non-pitched instruments		Lt. Kije Suite, Op. 60; Move it! DVD		
				Just from the Kitchen; Share the Music, students create movements				
Lesson 2		Hot Cross Buns: play instruments on “Hot”		The Bear Went Over the Mountain; play steady beat on different non-pitched instruments				
					Label form for Lt. Kije Suite; add cherry (C)			
Lesson 3		Sing a song while walking with a steady beat; alone, in a circle		Mary Had a Little Lamb; djembes/Tubanos	The Wasps: loud Claire de Lune: soft	Lt. Kije Suite; without DVD		
Lesson 4	Thanksgiving Break							



# December

**Grade:**  
**Kinder**

**Goals:**

- Sing a song while moving to the beat
- Fast/Slow

- Sing known songs in Fast/Slow tempi
- Identify pictures of things that move fast or slow

- High/Low

- Visually identify high/low

		Rhythm		Melody		Practice
	Songs/Chants	Prepare	Present	Prepare	Present	Reading/Writing
Lesson 1	🎵 Sammy on the Railway 🎵 I'm Tall, I'm Small (Making Music) Holiday Song: 🎵 Jingle Bells 🎵 My dreydl 🎵 Must Be Santa			🎵 Sammy on the Railway; squat for low, stand for high 🎵 RL (STM); Moving to high and Low		
Lesson 2	🎵 Star Light 🎵 Bluebird, Bluebird			🎵 Bluebird; move like bird s-m-s-m, stand & Crouch 🎵 While looking at star pattern sing "up" and "down", explain how we call this "High" and "Low"	🎵 Look @ different star visuals, vote on whether each one matches what we are singing	
Lesson 3	🎵 The Snow Man (Share the Music) 🎵 Starlight			🎵 The snowman; move from low to high	🎵 Look at Starlight visuals while singing (use PowerPoint)	
Lesson 4	🎵 Winter Break					

# December

**Grade:**  
**Kinder**

**Goals:**

- Echo
- Play an instrument at given points (on a specific word)

- Recalling known songs by pictures
- Recall song by hearing the melody

- Play to steady beat

- Identify High/Low

- Copy Movement
- Personal Space

## Practice

	Just for Fun	Part Work	Inner Hearing/Memory	Instruments/Improvisation	Listening/Form	Movement
<b>Lesson 1</b>	Holiday Song: <ul style="list-style-type: none"> <li>♪ Jingle Bells</li> <li>♪ My dreydl</li> <li>♪ Must Be Santa</li> <li>♪ Dance, Freeze, Melt (Mr. Eric)</li> </ul>	<ul style="list-style-type: none"> <li>♪ Review all known echo songs</li> <li>♪ Continue to play instruments on specific words (Hot Cross, Bear Went)</li> </ul>	<ul style="list-style-type: none"> <li>♪ Identify songs from the teacher singing on a neutral syllable, no pictures</li> </ul>	<ul style="list-style-type: none"> <li>♪ I can Shake My Shaker Egg (Mr. Eric &amp; Mr. Michael)</li> </ul>	<ul style="list-style-type: none"> <li>♪ Star and Starfish (STM)</li> </ul>	
<b>Lesson 2</b>				<ul style="list-style-type: none"> <li>♪ Mary Had a Little Lamb; play steady beat on various classroom instruments</li> <li>♪ Just from the Kitchen; create movements to a steady beat</li> </ul>	<ul style="list-style-type: none"> <li>♪ Is it high or Is it low? (MM); look at big book and discuss high/low</li> </ul>	<ul style="list-style-type: none"> <li>♪ Symphony No. 94 (Surprise); Move It! 2 DVD</li> </ul>
<b>Lesson 3</b>					<ul style="list-style-type: none"> <li>♪ Humpty Dumpty (MM); use high/low signs</li> </ul>	
<b>Lesson 4</b>	<ul style="list-style-type: none"> <li>♪ Winter Break</li> </ul>					

# January

**Grade:  
Kinder**

**Goals:**

- Play a steady beat while singing a song

- High/Low
- Upward/downward

- Small=high/Long=low
- Smaller=high/bigger=low

		Rhythm		Melody		Practice
	Songs/Chants	Prepare	Present	Prepare	Present	Reading/Writing
Lesson 1	<ul style="list-style-type: none"> <li>♫ The Snow Man (Share the Music)</li> <li>♫ Here I Come with My Big Bass Drum; Music a la Abbott</li> <li>♫ Grandma's Glasses</li> </ul>	<ul style="list-style-type: none"> <li>♫ Play rhythm instruments while singing a song (develop a feeling for the steady beat)</li> </ul>		<ul style="list-style-type: none"> <li>♫ The snowman; move from low to high</li> <li>♫ Grandma's Glasses; use high and low voice</li> <li>♫ Sing song while pointing to the pitches icon on board. Do again with Head/shoulders.</li> <li>♫ Xylophone: discuss how high/low work on the instrument</li> </ul>		
Lesson 2	<ul style="list-style-type: none"> <li>♫ Mary Wore Her Red Dress</li> <li>♫ Roller Coaster</li> </ul>	<ul style="list-style-type: none"> <li>♫ I have a little Pony (beat buddies)</li> <li>♫ Lullaby: Mammy, Mammy Told Me-O</li> </ul>		<ul style="list-style-type: none"> <li>♫ Mary Wore Her Red Dress: Use D-9 from resource book; tap each pitch icon</li> <li>♫ Here I come...; sing "high" or "low" while reading pitch icons</li> </ul>	<ul style="list-style-type: none"> <li>♫ Xylophone: play upward and downward to the story Mortimer; teacher does students watch</li> </ul>	
Lesson 3	<ul style="list-style-type: none"> <li>♫ Review all known songs, chants, and singing games (will be attending the Colorado Music Educators conference)</li> </ul>					
Lesson 4				<ul style="list-style-type: none"> <li>♫ Roller Coaster; move arms upward and downward with the music.</li> </ul>	<ul style="list-style-type: none"> <li>♫ Xylophone: play upward and downward to the story Mortimer; students play.</li> <li>♫ Introduce Sol-Mi; Here I come...</li> </ul>	

# January

**Grade:**  
**Kinder**

**Goals:**

- Echo
- Recalling known songs by pictures
- Recall song by hearing the melody
- Play to steady beat
- Identify High/Low
- Copy Movement
- Personal Space

## Practice

	Just for Fun	Part Work	Inner Hearing/Memory	Instruments/Improvisation	Listening/Form	Movement
<b>Lesson 1</b>	<ul style="list-style-type: none"> <li>Knuckles and knees (Jim Gill)</li> <li>Freeze ! (Muisck8 14/2)</li> <li>Mitten Song (Share the Music)</li> <li>Merry-Go-Round (Making Music)</li> </ul>	<ul style="list-style-type: none"> <li>Hello (MusicK8)</li> </ul>	<ul style="list-style-type: none"> <li>Identify songs from the teacher singing on a neutral syllable, no pictures</li> </ul>	<ul style="list-style-type: none"> <li>Just from the Kitchen: create movements</li> </ul>	<ul style="list-style-type: none"> <li>Carnival of the Animals "The Aviary" &amp; "The Elephant"</li> </ul>	<ul style="list-style-type: none"> <li>Symphony No. 94 (Surprise); Move It! 2 DVD without the video, with teacher</li> </ul>
<b>Lesson 2</b>	<ul style="list-style-type: none"> <li>Cookie Jar Stretch (Mr. Eric &amp; Mr. Michael)</li> </ul>				<ul style="list-style-type: none"> <li>RL: upward/downward (Share the Music)</li> <li>Magic flute: "Der Holle Rache" &amp; "In diesen heil" (Making Music)</li> </ul>	<ul style="list-style-type: none"> <li>Symphony No. 94 (Surprise); Move It! 2 DVD, without the teacher</li> </ul>
<b>Lesson 3</b>						
<b>Lesson 4</b>					<ul style="list-style-type: none"> <li>Making Music assessment; high/low</li> </ul>	

# February

**Grade:**  
**Kinder**

**Goals:**

- Play a steady beat while singing a song
- Clap the words of the song

- Long/Short

- Identify High/Low through sounds or pictures
- Identify sounds as long or short

## Rhythm

## Melody

## Practice

### Songs/Chants

### Prepare

### Present

### Prepare

### Present

### Reading/Writing

### Lesson 1

- ♫ Burnie Bee
- ♫ Old Blue (Making Music)
- ♫ Here is a Beehive (FingerPlay)

- ♫ Burnie Bee game

- ♫ Teacher sings "Old Blue" , students listen for long sounds, raise their hands or make a long motion
- ♫ Sing several times, guess how many long sounds and what words the long sounds were on (dog, blue, too)

- ♫ Speak in high and low voices
- ♫ Identify high or low sounds using instruments and pictures

### Lesson 2

- ♫ Doggie, Doggie Who has the Penny? (Making Music)
- ♫ Engine Engine

- ♫ Burnie bee; pat beat, clap words

- ♫ Identify long sounds in Doggie, Doggie (bone, home)
- ♫ Engine Engine; follow pitches, use head and Shoulders to show high/low

- ♫ Listen to woodblock and resonator bells ; decide which is long sound and which is short.

### Lesson 3

- ♫ Doggie Doggie Do, Do Pity My Case

- ♫ Show high/low by following the melodic contour of the song (doggie doggie)

- ♫ Identify pictures as being high or low; then play pitch on steps bells
- ♫ Enging Engin; Sol-mi use PowerPoint (Music a la Abbott)

### Lesson 4

- ♫ Button You Must Wonder

- ♫ Echo clapping in four beat patterns without words

















# February

**Grade:**  
**Kinder**

**Goals:**

- Echo
- solo
- Recalling known songs by pictures
- Recall song by hearing the melody
- Play long sounds on specific words
- Create new text to a song
- Identify long/short
- Single circle mixer
- Copy short and long movements

## Practice

	Just for Fun	Part Work	Inner Hearing/Memory	Instruments/Improvisation	Listening/Form	Movement
Lesson 1	 Skinnamarink  Buzzing in the Garden; Peter & Ellen Allard	 Who has the penny?			 RL; improvising long and short (Share the Music)	 Valentine Dance (Making Music)
Lesson 2	 Sing When the Spirit Says Sing (Mr. Eric & Mr. Michael)	 Sing a song while clapping the rhythm of the song		 Play resonator bells on the long words of "Old Blue"	 A Clock at Night (Share the Music)	 Sylvia Pizzicato Polka; Move It! 2 DVD
Lesson 3					 Sylvia Pizzicato Polka; identify long/short use signs	 Sylvia Pizzicato Polka; without video, with the teacher
				 Create new text (Do Do Pity My Case)		
Lesson 4			 Identify songs from the teacher's rhythm clapping;  Using pictures			 Sylvia Pizzicato Polka; without the teacher.

# March

Grade: Kinder		Goals:					
		<ul style="list-style-type: none"> <li>Play a steady beat while singing a song</li> <li>Clap the words of the song</li> </ul>			<ul style="list-style-type: none"> <li>Long/Short</li> </ul>	<ul style="list-style-type: none"> <li>Identify sounds as long or short</li> </ul>	
		Rhythm		Melody		Practice	
		Songs/Chants	Prepare	Present	Prepare	Present	Reading/Writing
Lesson 1		<ul style="list-style-type: none"> <li>Five Little Bunnies (I'm Growing Up book)</li> <li>One two Tie My Shoe</li> </ul>	<ul style="list-style-type: none"> <li>Echo clapping four beat patterns without words</li> <li>Rhythm sticks with steady beat switch to rhythm (use songs they know)</li> </ul>		<ul style="list-style-type: none"> <li>Tie My Shoe; track high and low, show high/low with head and shoulders</li> </ul>	<ul style="list-style-type: none"> <li>Old Blue; play resonator bells on the long words (dog=A, blue= G, too= F)</li> </ul>	<ul style="list-style-type: none"> <li>Point to picture charts representing four beat rhythm phrases while singing the song</li> </ul>
Lesson 2		<ul style="list-style-type: none"> <li>Queen, Queen Caroline</li> </ul>	<ul style="list-style-type: none"> <li>Turn Cinnamon Turn; beat buddies</li> <li>Lullaby: Baloo Balerie</li> </ul>	<ul style="list-style-type: none"> <li>Echo clapping in four beat phrases with short-long words</li> <li>Tie My Shoe; put numbers on floor, words on rhythm sticks</li> </ul>		<ul style="list-style-type: none"> <li>Tie My Shoe; use PowerPoint for Sol-Mi work.</li> </ul>	<ul style="list-style-type: none"> <li>Tap steady beat on the board/individual charts</li> </ul>
Lesson 3		<ul style="list-style-type: none"> <li>Punchinello</li> <li>Rain, Rain</li> </ul>			<ul style="list-style-type: none"> <li>Rain, Rain; track pitches, use hands on head and shoulders</li> </ul>		<ul style="list-style-type: none"> <li>tap rhythm on the board</li> </ul>
Lesson 4		<ul style="list-style-type: none"> <li>Spring Break</li> </ul>					

# March

**Grade:**  
**Kinder**

**Goals:**

- Echo
- solo
- Recalling known songs by pictures
- Recall song by hearing the melody
- Play long sounds on specific words
- Create new text to a song
- Identify long/short
- Single circle mixer
- Copy short and long movements

## Practice

	Just for Fun	Part Work	Inner Hearing/Memory	Instruments/Improvisation	Listening/Form	Movement
Lesson 1	<ul style="list-style-type: none"> <li>♫ Elephants Have Wrinkles</li> <li>♫ Mother Gooney Bird</li> </ul>	<ul style="list-style-type: none"> <li>♫ Charlie Over the Ocean; solo, game</li> </ul>	<ul style="list-style-type: none"> <li>♫ Identify songs from the teacher's rhythm clapping; using pictures</li> </ul>			<ul style="list-style-type: none"> <li>♫ Kinderpolka (Step Lively); individual, no partners</li> </ul>
Lesson 2						<ul style="list-style-type: none"> <li>♫ Kinderpolka (Step Lively); individual, no partners, without teacher</li> </ul>
Lesson 3	<ul style="list-style-type: none"> <li>♫ La La La (Mr. Eric &amp; Mr. Michael)</li> </ul>			<ul style="list-style-type: none"> <li>♫ Echo play in four beat phrases with short-long words</li> </ul>		<ul style="list-style-type: none"> <li>♫ Kinderpolka (Step Lively); with partners</li> </ul>
				<ul style="list-style-type: none"> <li>♫ Create movements</li> </ul>		
Lesson 4	<ul style="list-style-type: none"> <li>♫ Spring Break</li> </ul>					



# April

Grade: Kinder						
Goals:		<ul style="list-style-type: none"> <li>Play a steady beat while singing a song</li> <li>Clap the words of the song</li> </ul>		<ul style="list-style-type: none"> <li>Long/Short</li> </ul>	<ul style="list-style-type: none"> <li>Identify sounds as long or short</li> </ul>	
		Rhythm		Melody		Practice
		Songs/Chants	Prepare	Present	Prepare	Present
Lesson 1	<ul style="list-style-type: none"> <li>Queen, Queen</li> <li>Cinderella at the ball</li> <li>Rain, Rain</li> </ul>	<ul style="list-style-type: none"> <li>Identify rhythm patterns and songs as alike/not alike</li> <li>Show rhythm of a song using rectangles and squares</li> </ul>			<ul style="list-style-type: none"> <li>Rain, Rain PowerPoint; Sol-Mi work.</li> </ul>	
Lesson 2			<ul style="list-style-type: none"> <li>Point to picture cards with rectangles and squares on known songs</li> </ul>		<ul style="list-style-type: none"> <li>Point to picture charts while saying or singing short-long; also do sol-mi</li> </ul>	<ul style="list-style-type: none"> <li>Use picture icons to show the rhythm of the song (use songs they know)</li> </ul>
Lesson 3					<ul style="list-style-type: none"> <li>Identify same and different patterns from picture cards based on songs they know.</li> </ul>	<ul style="list-style-type: none"> <li>On the board; have students notate the rhythm of the song</li> </ul>
Lesson 4						<ul style="list-style-type: none"> <li>Use manipulatives; student notate the rhythm of the song</li> </ul>

# April

**Grade:**  
**Kinder**

**Goals:**

- Echo
- solo
- Recalling known songs by pictures
- Recall song by hearing the melody
- Play long sounds on specific words
- Create new text to a song
- Identify long/short
- Personal space
- Following directions
- Single Circle Mixer

## Practice

	Just for Fun	Part Work	Inner Hearing/Memory	Instruments/Improvisation	Listening/Form	Movement
<b>Lesson 1</b>	<ul style="list-style-type: none"> <li>♫ Fred the Moose; Learning Station</li> <li>♫ One Green Jelly Bean</li> <li>♫ Sounds on the Farm; Kindermusik</li> </ul>	<ul style="list-style-type: none"> <li>♫ Review all known echo songs</li> </ul>		<ul style="list-style-type: none"> <li>♫ Echo play four beat phrases on various classroom instruments</li> </ul>	<ul style="list-style-type: none"> <li>♫ Baa, Neigh, Cock-a-Doodle-Do; students lead</li> </ul>	<ul style="list-style-type: none"> <li>♫ Stop on a Dot; Kindermusik</li> <li>♫ Bow, Wow, Wow</li> </ul>
<b>Lesson 2</b>	<ul style="list-style-type: none"> <li>♫ Looby Loo</li> <li>♫ I saw Five Fish; Susan Salidor</li> </ul>		<ul style="list-style-type: none"> <li>♫ Identify songs from the teacher's rhythm clapping</li> <li>♫ Introduce Mystery Song</li> </ul>			
<b>Lesson 3</b>			<ul style="list-style-type: none"> <li>♫ Mystery Song</li> </ul>	<ul style="list-style-type: none"> <li>♫ Who's that tapping: identify classroom instruments</li> </ul>		
<b>Lesson 4</b>						

# May

Grade: Kinder		Goals:					
		<ul style="list-style-type: none"> <li>Play a steady beat while singing a song</li> <li>Clap the words of the song</li> </ul>			<ul style="list-style-type: none"> <li>Long/Short</li> </ul>	<ul style="list-style-type: none"> <li>Identify sounds as long or short</li> </ul>	
		Rhythm		Melody		Practice	
		Songs/Chants	Prepare	Present	Prepare	Present	Reading/Writing
Lesson 1		🎵 Review all known songs	🎵 I have a Little Pony; beat buddies 🎵 Lullaby; ruru (kindermusik)				🎵 Notate rhythms with craft sticks
Lesson 2							
Lesson 3		🎵 Last Week of school					
Lesson 4							

# May

**Grade:**  
**Kinder**

**Goals:**

- Echo
- solo
- Recalling known songs by pictures
- Recall song by hearing the melody
- Play long sounds on specific words
- Create new text to a song
- Identify long/short
- Single circle mixer
- Copy short and long movements

## Practice

Just for Fun

Part Work

Inner Hearing/Memory

Instruments/  
Improvisation

Listening/Form

Movement

Lesson 1

♫ Who's that tapping;  
identify classroom  
instruments

♫ Hunt the Cows;  
Share the Music

Lesson 2

Lesson 3

♫ Last week of school

Lesson 4