

August

Grade: 1st	Goals:	• Steady Beat	• Tapping to a steady beat	• Teacher Sings/students listening • Singing/Speaking • 4 voices	• Four Voices	• Picture icons for steady beat
		Rhythm		Melody		Practice
	Songs/Chants	Prepare	Present	Prepare	Present	Reading/Writing
Lesson 1	<ul style="list-style-type: none"> Hickety Tickety Bear Hunt Apple Tree Beat is Steady Welcome Back to School; Game Plan 	<ul style="list-style-type: none"> Beat is steady; sing while patting on different body parts Apple Tree; pat a steady beat Welcome Back to School; keep a beat in different ways 		<ul style="list-style-type: none"> Hickety Tickety; students can sing or speak their name Apple Tree 		<ul style="list-style-type: none"> Tap steady beat on the board; have individuals go up to the board (Apple Tree)
Lesson 2	<ul style="list-style-type: none"> All Around the Buttercup Bee Bee Windshield Wipers; Making Music Planting Watermelons 	<ul style="list-style-type: none"> All Around the Buttercup; pat steady beat Bee bee; take turns bouncing bee puppet to a steady beat around the circle 		<ul style="list-style-type: none"> Hickety Tickety; work on singing names Lullaby: Ally Bally 		<ul style="list-style-type: none"> Tap on beat chart; Planting Watermelons
Lesson 3	<ul style="list-style-type: none"> Run, Molly, Run; Making Music Salty Dog 	<ul style="list-style-type: none"> Run Molly Run; keep the beat in different ways Echo clapping four beat patterns without words 	<ul style="list-style-type: none"> All Around the Buttercup; tap flower around the circle 		<ul style="list-style-type: none"> Review the 4 voices; this is my speaking voice. 	<ul style="list-style-type: none"> Tap on beat chart; Bee, Bee Quaver Website IWB; trampoline Beat
Lesson 4	<ul style="list-style-type: none"> Queen, Queen Caroline Flying Man; We're Orff! When Sheep Get Up in the Moring; Thom Borden 	<ul style="list-style-type: none"> Flying Man; Do body percussion activity & Movement (imitation, Exploration) Queen, Queen; pat the beat, switch to clapping with the words When I go walking book; When Sheep... 		<ul style="list-style-type: none"> Whisper, Talk, Shout, Sing!; Quaver website 	<ul style="list-style-type: none"> Quaver Website: Shout, Sing, Talk, or Whisper IWB; Students take turns moving the composer to the correct category 	<ul style="list-style-type: none"> Tap beat chart; Apple Tree (summative Assessment, videotape)

August

Grade: 1st		Goals:	<ul style="list-style-type: none">Echo		<ul style="list-style-type: none">Play to steady beat	<ul style="list-style-type: none">Develop Listening skills"Do as I Do"Form: 🍏🍌	<ul style="list-style-type: none">Copy MovementPersonal Space
		Practice					
	Just for Fun	Part Work	Inner Hearing/Memory	Instruments/Improvisation	Listening/Form	Movement	
Lesson 1	🎵 Good Moring; Denise Gagne	🎵 Bear Hunt; Janet Sclaroff				🎵 Different beat; Making Music	
Lesson 2				🎵 Welcome Back; Can you "play" and count to eight?	🎵 Root Beer Rag by Billy Joel; Follow Me, teacher leads (beat buddies) 🎵 Read book "Going on a Bear Hunt"		
Lesson 3		🎵 Down by the Bay; MusicK8 version 🎵 Salty Dog; Making Music		🎵 Use rhythm sticks to tap a steady beat to a song (Run, Molly, Run)	🎵 Root Beer Rag; Student led 🎵 Watch first 5mins of Quaver Steady Beat DVD	🎵 Ancient Airs and Dance; Move It! DVD	
					🎵 Ancient Airs; discuss movements as same or different (prepare form AB)		
Lesson 4			🎵 Keep the beat with music, without music; play recording, pause music (students continue to keep a beat)	🎵 All Around the: tap with flower, the last tapped will go to the middle to play steady beat on instrument	🎵 Listen to different sounds and decide if it makes a beat or not	🎵 Ancient Airs; without video	
					🎵 Ancient Airs; label form A=apples, B= Bananas 🍏🍌		

September

Grade: 1st		Goals:	<ul style="list-style-type: none">• Clapping with the words• Rectangles & squares for rhythm• Fast/slow	<ul style="list-style-type: none">• Use picture icons to read rhythm and beat	<ul style="list-style-type: none">• Four voices	<ul style="list-style-type: none">• Singing voice	<ul style="list-style-type: none">• Picture icons for steady beat• Picture icons for rhythm
		Rhythm			Melody		Practice
	Songs/Chants	Prepare	Present	Prepare	Present	Reading/Writing	
Lesson 1	<ul style="list-style-type: none">🎵 Flying Man🎵 Apples, Peaches, Pears, and Plums; Making Music🎵 Queen, Queen; PowerPoint🎵 Bounce high, bounce low🎵 Yellow Butter; Making Music	<ul style="list-style-type: none">🎵 Tap cakes, discuss what do they represent (beat)🎵 Tap candles; discuss how the candles go with the words🎵 Pat the beat, switch to clapping the words🎵 Yellow Butter; discuss tempo	<ul style="list-style-type: none">🎵 Use PowerPoint; go over beat and rhythm of the song	<ul style="list-style-type: none">🎵 Flying Man; Speech imitation, use different voices		<ul style="list-style-type: none">🎵 Four Voices; listen to different voices, circle what you hear (summative assess)	
Lesson 2	<ul style="list-style-type: none">🎵 Car Song; Share the Music🎵 Do Your Ears Hang Low?🎵 Pass the Shoe; Making Music	<ul style="list-style-type: none">🎵 Echo clap four beat phrases🎵 Read rhythms using rectangles and squares (review long/short)🎵 Car Song; hold up signs for fast and slow, sing song accordingly🎵 Pass the Shoe; pass Hacky Sacks		<ul style="list-style-type: none">🎵 Jeremiah blow the fire; 4 voices		<ul style="list-style-type: none">🎵 Queen, Queen; use beat chart, individual🎵 Read rhythm on the board🎵 Quaver IWB; Beat Bounce	
Lesson 3	<ul style="list-style-type: none">🎵 Presto Largo; MusicK8 15/5	<ul style="list-style-type: none">🎵 Bounce High, Bounce Low; identify number of sounds per beat				<ul style="list-style-type: none">🎵 Queen, Queen; use rhythm charts	
Lesson 4						<ul style="list-style-type: none">🎵 Quaver IWB; Tempo treadmill	

September

Grade: 1st		Goals:					
		<ul style="list-style-type: none"> Echo Two groups; one keeps the beat one claps with the words solo 	<ul style="list-style-type: none"> Recalling known songs by pictures 	<ul style="list-style-type: none"> Play rhythm patterns on nonpitched instruments Play bordun; hands together 	<ul style="list-style-type: none"> Identifying the tempo of the song 	<ul style="list-style-type: none"> Circle Dance Personal Space Move to fast/slow 	
Practice							
	Just for Fun	Part Work	Inner Hearing/Memory	Instruments/Improvisation	Listening/Form	Movement	
Lesson 1	🎵 KinderPolka	🎵 Queen, Queen; teacher pats beat while students clap rhythm , then switch 🎵 No More Pie			🎵 Book; I had a Rooster		
Lesson 2		🎵 Queen, Queen; divide into two groups, one group pats the beat while the other claps the rhythm 🎵 No More Pie		🎵 Flying Man; work on classroom Instrument activity	🎵 Tempo Tantrum; Eric Chappell, hold up fast and slow signs		🎵 Fast and Slow; Laurie Berkner Band, move fast and slow
Lesson 3		🎵 No more Pie; solo	🎵 Identify song from the teacher singing on neutral syllable, use pictures	🎵 Flying Man; Work on Orff instruments part (bordun)	🎵 Watch Quaver DVD; Tempo episode (stop @ 6:16)		🎵 Slow and Fast; Hap Palmer
Lesson 4				🎵 Jeremiah blow the Fire; non-pitched instruments	🎵 Listening to music with different tempos, clip the correct tempo		

October

Grade: 1st		Goals:		• Clapping the words	• Read rhythms with Ta and Ti-Ti	• Singing voice • Loud/quiet voice • High/low	• Singing voice • Sol and Mi hand signs	• Read rhythms with Ta and Ti-Ti • Notate rhythms with craft sticks • Read rhythms individually
		Rhythm		Melody		Practice		
		Songs/Chants	Prepare	Present	Prepare	Present	Reading/Writing	
Lesson 1		<ul style="list-style-type: none"> Fiddle Diddle Dee; We're Orff! Lucy Locket Charlie Over the Ocean Mother Goose has Rhythmical Rhyme; Hap Palmer 	<ul style="list-style-type: none"> Fiddle Diddle Dee; Teacher chants one phrase, students echo Mother Goose; play the way the words goes 	<ul style="list-style-type: none"> Read rhythms using rhythm syllables; introduce Ta and TiTi 	<ul style="list-style-type: none"> Fiddle Diddle Dee; Teacher sings one phrase, students echo Lucy Locket; sing song loud and quiet, use signs, play game 		<ul style="list-style-type: none"> Ta and Titi On board Flashcards 	
Lesson 2		<ul style="list-style-type: none"> Doggie Doggie Peanut Butter and Jelly forte Piano; MK8 13/1 		<ul style="list-style-type: none"> Read rhythms using rhythm syllables; introduce Ta and TiTi 	<ul style="list-style-type: none"> Doggie, Doggie; game, voice recognition Peanut Butter and Jelly; sing song using loud and quiet voices (with signs) 	<ul style="list-style-type: none"> Forte/piano 	<ul style="list-style-type: none"> Ta and Titi On board Flashcards 	
							<ul style="list-style-type: none"> Use craft sticks to note rhythms of songs they know 	
Lesson 3		<ul style="list-style-type: none"> Rain, Rain Pumpkin, pumpkin; Making Music 			<ul style="list-style-type: none"> Rain, Rain; use PowerPoint, track raindrops as you sing the song, then put hands on head or shoulder (high/Low, prepare Sol-Mi) 		<ul style="list-style-type: none"> Pass stuffed pumpkin around the circle, last student reads a rhythm 	
Lesson 4		<ul style="list-style-type: none"> Rain, Rain 				<ul style="list-style-type: none"> Rain, Rain; hand signs for So and Mi 		





















Grade: 1st		Goals:	<ul style="list-style-type: none">Echosolo	<ul style="list-style-type: none">Identifying the words of the rhythm they hearRecalling the rhythm	<ul style="list-style-type: none">Play the way the words goesCreate movements		<ul style="list-style-type: none">Copy MovementPersonal SpaceMoving slow to fast
		Practice					
	Just for Fun	Part Work	Inner Hearing/Memory	Instruments/ Improvisation	Listening/Form	Movement	
Lesson 1	Highway No. 1; Shenanigans	Charlie Over the Ocean; teacher sings students echo		Mother Goose has Rhythmical Rhyme; Hap Palmer (non-pitched percussion)		In the Hall of the Mountain King; Move It! 2 DVD (slow to fast)	
Lesson 2			Identify songs from the teacher's rhythm clapping; using pictures	Mother Goose has Rhythmical Rhyme; Hap Palmer (non-pitched percussion)		Fiddle Diddle Dee; students copy teacher, perform body percussion pattern for students to copy	
			Erasing game; use songs they know				
Lesson 3		Charlie Over the Ocean; solo		Old McDondald had a Band; non-pitched percussion		Fiddle Diddle Dee; pick a student to create a body percussion pattern, class copies.	
				Create movements to a steady beat			
Lesson 4		Charlie Over the Ocean; solo	clap rhythms from Fiddle Diddle Dee; students guess what the words are	Old McDondald had a Band; non-pitched percussion			

November

Grade: 1st		Goals:		• Sound/No sound	• Ta and Ti-Ti • Rest	• Upward/downward • High/Low	• Sol and Mi	• Read Ta and Ti-Ti • Notate rhythms • Read rhythms with rest
		Rhythm		Melody		Practice		
		Songs/Chants	Prepare	Present	Prepare	Present	Reading/Writing	
Lesson 1		<ul style="list-style-type: none"> Leaves; Making Music Sea Shell: Making Music 2nd /Aileen Miracle (TpT) Button You Must Wander 	<ul style="list-style-type: none"> Pass button to steady beat 	<ul style="list-style-type: none"> Ta and Ti-Ti 	<ul style="list-style-type: none"> Ghost conversations; upward/downward Leaves: use body to show the music scale (downward/upward) Sea Shell; discuss high/low, use PowerPoint House for Rent; high/Low voice 	<ul style="list-style-type: none"> Snail, Snail; identify So and Mi 	<ul style="list-style-type: none"> Ta and Titi On board Flashcards Read Sol-Mi on flash cards 	
Lesson 2		<ul style="list-style-type: none"> Naughty Kitty Cat Bow, Wow, Wow 	<ul style="list-style-type: none"> Use PowerPoint; identify the beat with no sound 	<ul style="list-style-type: none"> Ta, Ti-Ti, Rest 	<ul style="list-style-type: none"> Discuss the bars on the Orff instruments; long=low, short= high, have students roll a dice to see if they should play high notes or low notes; one student at a time 		<ul style="list-style-type: none"> Ta, TiTi and Rest Four beat motives On board Flashcards 	
							<ul style="list-style-type: none"> Notate rhythms you hear with craft sticks 	
Lesson 3		<ul style="list-style-type: none"> Bow, Wow, Wow 		<ul style="list-style-type: none"> Use PowerPoint; read the rhythm of the song 				
Lesson 4		<ul style="list-style-type: none"> Thanksgiving Break 						

November

Grade: 1st		Goals:	Practice			
		<ul style="list-style-type: none"> Echo Clap the rhythm of a song Walk the beat and clap the rhythm 	<ul style="list-style-type: none"> Identify the rhythm by hearing 	<ul style="list-style-type: none"> Playing upward/downward on the Orff instruments 	<ul style="list-style-type: none"> ABC: Apples, Bananas, Cherries    	<ul style="list-style-type: none"> Copy movements Personal space
	Just for Fun	Part Work	Inner Hearing/Memory	Instruments/Improvisation	Listening/Form	Movement
Lesson 1	 The wind blew East: Making Music, use scarves. Invite students to move the scarves in the direction of the wind	 Tongo  Rhythm/Beat <ul style="list-style-type: none"> Sing a song and tap the rhythm Sing song and clap rhythm and walk the beat 	 Post Office game			 Lt. Kije Suite, Op. 60; Move It! DVD
					 Lt. Kije Suite, Op. 60; label form with fruit	
Lesson 2		 Change from beat to rhythm on signal  Tongo			Books; Feathers for Lunch (Thom Borden), place feathers on different body parts.	 Lt. Kije Suite, Op. 60; No video
			 Poison Rhythm; Ta and Ti-Ti			
Lesson 3		 Tongo; solo	 Post Office game	 Two students per Orff instrument; Play "Leaves" on the instrument		 Lt. Kije Suite, Op. 60; without the teacher
Lesson 4	 Thanksgiving Break					

December

Grade: 1st		Goals:		• Ta, Ti-Ti, and rest	• High/Low	• Sol-Mi	<ul style="list-style-type: none"> Identify Sol and Mi Notate rhythms of known songs Notate Sol and Mi on one-line staff
		Rhythm		Melody		Practice	
		Songs/Chants	Prepare	Present	Prepare	Present	Reading/Writing
Lesson 1	<ul style="list-style-type: none"> Muffin Man; GamePlan Bow Wow Wow Lemonade See the Old Witch; game 			<ul style="list-style-type: none"> Muffin Man; remove muffins, say yum on muffins, quiet on empty plates 	<ul style="list-style-type: none"> Lemonade; use powerpoint, identify high/low, use shoulders for low, head for high 		
Lesson 2	<ul style="list-style-type: none"> So and Mi Doggie, Doggie Rain, Rain Lucy Locket Bounce High Lemonade See the Old Witch 					Lemonade; sing using sol-mi hand signs	<ul style="list-style-type: none"> Identify So and Mi in known songs; on the board
							<ul style="list-style-type: none"> Notate rhythms to known songs using craft sticks
Lesson 3	<ul style="list-style-type: none"> Cumberland Square; GamePlan p58 						<ul style="list-style-type: none"> Identify So and Mi in known song; worksheet
							<ul style="list-style-type: none"> Notate lemons on staff (lemonade); individual (assess)
Lesson 4	<ul style="list-style-type: none"> Winter Break 						

December

Grade:
1st

Goals:

- Tap rhythm while someone else keeps the beat

- Recall the missing words or rhythm
- Internalize the words

- Play rhythms with rest

- AB form



- Single Circle Mixer
- Working with a partner
- Double circle

Practice

Just for Fun

Part Work

Inner Hearing/Memory

**Instruments/
Improvisation**

Listening/Form

Movement

Lesson 1

Holiday Song:
 Jingle Bells
 My dreydl
 Must Be Santa
 Dance, Freeze,
 Melt (Mr. Eric)

Two individual; one taps they rhythms and sings a known song while the other taps the heartbeat and sings the same song
 Review known echo songs

Heartbeat
 Sing-Don't Sing

Poison rhythm; Ta, Ti-Ti, Rest

Play and Rest; Hap Palmer

One student creates movements for the class to copy (Punchinello)

Book; Head to Toe by Eric Carle, singing game Punchinello

Jingle Bells; label form

Bow, Wow, Wow

Lesson 2

Erasing game

Jingle Bell Dance

Lesson 3

While stepping the beat, sing only the first and last words of the song (use known songs)

Cumberland; use rhythm sticks with the routine in GamePlan

Lesson 4

Winter Break

January

Grade:
1st

Goals:

- Movement on strong beats

- Ta, Ti-Ti, Rest
- Same/Different

- Sol and Mi

- Singing voice
- Hand signs Sol and Mi

- Write rhythms with heartbeats
- Place heartbeats under the rhythm

		Rhythm		Melody		Practice
	Songs/Chants	Prepare	Present	Prepare	Present	Reading/Writing
Lesson 1	Peas Porridge Hot		♫ □ ˘			♫ write rhythms to song under the heartbeats
Lesson 2	Peas Porridge Hot; with a partner		Same-Different ♫ Identify that two songs are the same ♫ Identify that two songs are different			♫ Write hearts under the rhythm to show where the beats go
Lesson 3	Review all known songs, chants, and singing games (will be attending the Colorado Music Educators conference)					
Lesson 4	Two Beat Meter ♫ Bounce High ♫ Doggie, Doggie ♫ Lucy Locket ♫ Rain, Rain	Two Beat Meter ♫ Strong-weak motions (swing, hammer, bounce a ball)		♫ Sing songs and play games that emphasize the so-mi interval		

January

Grade: 1st		Goals:		<ul style="list-style-type: none">OstinatoCall-and-response	<ul style="list-style-type: none">Identify the rhythm by hearing itRhythm dictation	<ul style="list-style-type: none">Rhythm conversation	<ul style="list-style-type: none">Listen to music with Ta and Ti-Tilabel form with letters	<ul style="list-style-type: none">Identify the sequenceRemember the sequencePartners
Practice								
	Just for Fun	Part Work	Inner Hearing/Memory	Instruments/Improvisation	Listening/Form	Movement		
Lesson 1	Knuckles and knees (Jim Gill) Freeze (MusicK8 14/2)	Shortnin Bread; Making Music	Post office game (use different patterns)		Hayden; Symphony No. 94, "Surprise" Father Grumble; John Feierabend	Kinderpolka (Step Lively); individual, no partners		
Lesson 2		No More Pie	Four beat rhythm dictation over heartbeat pictures		Beethoven; Symphony No. 7 in A Major, Allegretto 	Kinderpolka; individual, with listening map, no cues from teacher		
				Rhythm conversation with flashcards	Kinderpolka; label form (Apples/Bananas, letters A/B)			
Lesson 3								
Lesson 4		Ostinato 	Four beat rhythm dictation without heartbeat pictures			Kinderpolka; with partners		
				Rhythm conversation with flashcards				

created by Tami Mangione
www.ariosostudio.com

February

Grade: 1st		Goals:		<ul style="list-style-type: none"> Identify strong beats 	<ul style="list-style-type: none"> Meter Bar lines Double bar line measure 	<ul style="list-style-type: none"> Identify the pitches as high or low through body signs New note La 	<ul style="list-style-type: none"> Read so and mi while using hand signs 	<ul style="list-style-type: none"> Put in missing bar lines One-line staff using pictures One-line staff using note heads
		Rhythm		Melody		Practice		
		Songs/Chants	Prepare	Present	Prepare	Present	Reading/Writing	
Lesson 1		<ul style="list-style-type: none"> Bounce High Doggie, Doggie Lucy Locket Rain, Rain 	<ul style="list-style-type: none"> Mark strong beats in the rhythm of a known song on the board 					
Lesson 2		<ul style="list-style-type: none"> Johnny Caught a Flea (Game Plan p79) Non-pitch instrument families 	<ul style="list-style-type: none"> Mark strong beats in the rhythm of a known song on worksheets 	Two Beat Meter <ul style="list-style-type: none"> Meter Barlines Double barline 	So and Mi <ul style="list-style-type: none"> Indicate high and low sounds with body from the teacher playing an instrument (known songs) 			
							<ul style="list-style-type: none"> Indicate bar lines in proper places in known and unknown examples (on board) 	
Lesson 3		<ul style="list-style-type: none"> Snail, Snail 		<ul style="list-style-type: none"> measure 	So and Mi <ul style="list-style-type: none"> Indicate high and low sounds with body from the teacher playing an instrument (teacher improvisation) Snail, Snail; use PowerPoint, introduce La 		<ul style="list-style-type: none"> Pictures of a known song on lines and spaces (one-line staff) 	
Lesson 4		<ul style="list-style-type: none"> Bobby Shaftoe 			Bobby Shaftoe; PowerPoint, identify La	<ul style="list-style-type: none"> Snail, Snail; read using hand signs 	<ul style="list-style-type: none"> Change pictures to note heads on lines and spaces (one-line staff) 	

February

Grade:
1st

Goals:

- Solo ostinato

















- Recall hidden rhythm
- Decode the song through rhythm

- Instrument families
- Create rhythms

- Identify same phrases
- Identify phrases that are different

- Single circle mixer
- Circle dance

Practice

	Just for Fun	Part Work	Inner Hearing/Memory	Instruments/Improvisation	Listening/Form	Movement
Lesson 1	 Skinnamarink  Baby Shark; The Learning Station (youtube)	 Who has the Penny? (solo singing)			 The Tailor and the mouse; John Feierabend	 Valentine Dance (making Music)
			 Sneaky snake: known songs		 Identify like phrases in known songs	
Lesson 2				 Johnny Caught a Flea; play rhythms on non-pitched instruments		 Hunt the Cows
			 Sixteen beat erasing game (teacher erases rhythm grid)		 Identify phrases that are different in known songs	
Lesson 3		  (ostinato to known songs)				
				 Ta. Ti-Ti, Rest; fill in the empty measure		
Lesson 4			 Rhythm song match			
			 Sixteen beat erasing game (students erase rhythm grid)			

March

Grade: 1st		Goals:		<ul style="list-style-type: none"> Melodic contour So-La-So-Mi patterns 		<ul style="list-style-type: none"> Music staff So and Mi on staff Hand signs 		<ul style="list-style-type: none"> Different places on music staff Notate pitches on staff 	
		Rhythm		Melody		Practice			
		Songs/Chants		Prepare	Present	Prepare	Present	Reading/Writing	
Lesson 1		Form 🍎 Engine, Engine Lucy Locket 🎵 Icka, Backa; GamePlan p80					🎵 So and Mi on a 5 line music staff/4 spaces in different places 🎵 Hand signs	🎵 Read motives from known songs and fragments in stick notation in many places on the staff	
Lesson 2		Form 🍎 🍌 Bobby Shaftoe Queen, Queen Rain, Rain Snail, Snail 🎵 Rain On the Green Grass; GamePlan			La in a Sol-La-Sol-Mi Pattern Sing songs and play games Show melodic contour with hands <ul style="list-style-type: none"> Bounce High Lucy Locket Naughty Kittycat Snail, Snail 			🎵 Write song fragments on individual staff boards	
Lesson 3		Form 🍎 🍌 🍒 Bow, Wow Wow 🎵 Ickle Okle						🎵 Write sol-mi under rhythms on staff	
Lesson 4		Spring Break							

March


Grade:
1st

Goals:

- Call-and-Response

- Remember missing rhythm

- Create body percussion
- Create movements














- Form; known songs
- 

- Personal space
- Stop and Go
- Different movements

Practice

	Just for Fun	Part Work	Inner Hearing/Memory	Instruments/Improvisation	Listening/Form	Movement
Lesson 1	<ul style="list-style-type: none"> 🎵 Elephants have Wrinkles 🎵 Mother Gooney Bird 	<ul style="list-style-type: none"> 🎵 John the Rabbit 			<ul style="list-style-type: none"> 🎵 The Derby Ram; John Feierabend 	<ul style="list-style-type: none"> 🎵 Shamrock movement activity
			<ul style="list-style-type: none"> 🎵 Ta, Ti-Ti, Rest; sneaky snake, 16 beats, unknown 	<ul style="list-style-type: none"> 🎵 Irish folk Music with shamrock movement activity 	<ul style="list-style-type: none"> 🎵 Apples; identify songs with A form 	
Lesson 2						
			<ul style="list-style-type: none"> 🎵 Ta, Ti-Ti, Rest; erasing game, unknown 	<ul style="list-style-type: none"> 🎵 Create body percussion patterns to perform to the poem 	<ul style="list-style-type: none"> 🎵 Apples & Bananas; identify songs with A and B form 	
Lesson 3			<ul style="list-style-type: none"> 🎵 Mystery Song 			
					<ul style="list-style-type: none"> 🎵 Apples, Bananas, Cherries; identify songs with A, B, C form 	
Lesson 4	<ul style="list-style-type: none"> 🎵 Springk Break 					

April

Grade: 1st		Goals:			<ul style="list-style-type: none">Body signsIndicate melodic contour	<ul style="list-style-type: none">So-La-So-Mi ; different places on staff	<ul style="list-style-type: none">Read So-La-So-MiRead from stick notation
			Rhythm		Melody		Practice
	Songs/Chants	Prepare	Present	Prepare	Present	Reading/Writing	
Lesson 1	 Ickle Ockle  Sugar, Sugar; GamePlan p86			La in Sol-La-Sol-Mi Pattern Body signs:  With song words  With s-m-l syllables			
Lesson 2	 Bell Horses; own materials & GamePlan p98			La in Sol-La-Sol-Mi Pattern  Indicate melodic contour with body signs from the teacher playing an instrument; known songs		 S-L-S-M; flashcards	
Lesson 3	 There’s Music in Hammer  Oh, A Hunting We Will Go; GamePlan p72			La in Sol-La-Sol-Mi Pattern  Indicate melodic contour with body signs from the teacher playing an instrument; teacher improvisation			
Lesson 4	 Plainsies Clapsies			 Plainsies Clapsies; PowerPoint, read text, words with rhythm icon, stick/real notation, melodic contour	La in Sol-La-Sol-Mi Pattern  On staff in different places	La in Sol-La-Sol-Mi Pattern; read known songs and song fragments in stick notation	

April

Grade:
1st

Goals:

- Body Percussion
- Rhythm patterns in two groups
- Echo
- solo

- Recall So-Mi pattern
- Decode from neutral syllable
- Dictations with letters only (So-Mi)

- Identify non-pitched percussion by sight

- Identify animal by instrument timbre

- Copy movement
- Personal space
- Following directions

		Practice	
--	--	-----------------	--

Just for Fun

Part Work

Inner Hearing/Memory

Instruments/
Improvisation

Listening/Form

Movement

Lesson 1

- ♪ A Sailor Went to Sea
- ♪ Fred the Moose; The learning Station

- Perform body percussion as you chant the poem
- No More Pie

- | |
|----------------------|
| 🎵 So-Mi; Post Office |
| |


- | | |
|--|--|
| | |
| | |

- | | |
|---------------------------|--|
| 🎵 Carnival of the Animals | |
| | |

- ♪ Carnival of the Animals; Aquarium, Move it! DVD
- ♪ Stop on a Dot; Kindermusik

Lesson 2

- Ta, Ti-Ti, Rest; two part rhythm exercises (class in two groups)
- No More Pie


- | | |
|---|--|
| | |
|  So-Mi; echo sing with solfa and hand signs from the teacher singing on neutral syllable | |


- | | |
|---|--|
|  Sugar, Sugar; play non-percussion instruments | |
| | |

- | | |
|---------------------------|--|
| 🎵 Carnival of the Animals | |
| | |


Lesson 3

- 🎵 No More Pie: solo









- | | |
|---|--|
|  Hunting We Will Go; identify non-pitched percussion | |
| | |

- | | |
|--|--|
|  Carnival of the Animals | |
| | |

Lesson 4

- | |
|---|
|  So-Mi; melodic dictation without rhythm, letters only |
| created by Tami Mangu |

May

Grade: 1st		Goals:					<ul style="list-style-type: none">• Melodic contour• Matching pitch La	<ul style="list-style-type: none">• Read from flashcards• Transcribe stick notation to staff
		Rhythm		Melody		Practice		
	Songs/Chants	Prepare	Present	Prepare	Present	Reading/Writing		
Lesson 1	 Plainsies Clapsies  Who's that Tapping at My Window?					 Plainsies; PowerPoint, sing S-M, hum for la, read with solfa using picture icons, on staff	 S-M-L; flashcards	
							 Transcribe from stick notation to staff notation; on board	
Lesson 2	 Review songs, chants, and games from the whole year							
							 Transcribe from stick notation to staff notation; staff boards	
Lesson 3	 Review songs, chants, and games from the whole year (last week of school)							
Lesson 4								

May

Grade:
1st

Goals:

- Identify song
- Recall So-La-So-Mi pattern

- Recall missing rhythm

- Identify instruments by sound

- Identify long/short

- Personal space
- Props with movement

Practice

Just for Fun

Part Work

Inner Hearing/Memory

**Instruments/
Improvisation**

Listening/Form

Movement

Lesson 1

- ♪ Hunt the Cows; Share the Music

- ♪ S-L-S-M; mystery song, song match
- ♪ Review all known echo songs

- ♪ Sixteen beat erasing game (rhythm grid)

- ♪ Tapping at My Window; identify non-pitched instrument by sound

- ♪ Fur Elise; label form

- ♪ Bagatelle "Fur Elise", Move it! DVD

Lesson 2

- ♪ Review activities from the whole year.

- ♪ S-L-S-M; post office

- ♪ Plainsies, Clapsies; game, each student needs a ball
- ♪ Fur Elise; without DVD

Lesson 3

- ♪ Last week of school

- ♪ Fur Elise; without teacher

Lesson 4