

August

Grade: 3 rd						
Goals:		<ul style="list-style-type: none"> Identify Rest 		<ul style="list-style-type: none"> Reading Ta, Ti-Ti, and Rest 		<ul style="list-style-type: none"> Read to steady beat Rhythm stick notation Rhythm real notation Melodic contour
		Rhythm		Melody		Practice
Songs/Chants		Prepare	Present	Prepare	Present	Reading/Writing
Lesson 1	<ul style="list-style-type: none"> Up the ladder; GamePlan 3rd grade Plainsies, Clapsies; Amy Abbott 			<ul style="list-style-type: none"> Plainsies Clapsies PowerPoint; text w/beat, text w/rhythm picture icon, stick/real notation, melodic contour 		
Lesson 2	<ul style="list-style-type: none"> We are Dancing in the Forest; game Naughty Kittycat Flying Man; We're Orff! 	<ul style="list-style-type: none"> Natty Kitty Cat PowerPoint; text w/beat, text w/rhythm icons, stick/real notation, identify rest Flying Man; Do body percussion activity & Movement (imitation, Exploration) 			<ul style="list-style-type: none"> Plainsies, Clapsies; melodic contour, solfa, identify La 	
Lesson 3	<ul style="list-style-type: none"> Plainsies, Clapsies; with balls Alligator Pie; Making Music p13 Hoops; body percussion 	<ul style="list-style-type: none"> Alligator Pie PowerPoint; read text w/beat, text w/rhythm icons, stick/real notation, identify rest 		<ul style="list-style-type: none"> Plainsies, Clapsies; label s-m-l with balls Flying Man; Speech imitation, use different voices 	<ul style="list-style-type: none"> Naughty Kitty Cat; melodic contour, solfa, solfa on staff 	<ul style="list-style-type: none"> Read Ta, Ti-Ti, and rest with flashcards
						<ul style="list-style-type: none"> S-m-l on big 3 line staff whole group
Lesson 4			<ul style="list-style-type: none"> Reading Sequence 1; Alligator Pie rhythm accompaniment 			
						<ul style="list-style-type: none"> S-m-l on staff boards

August

Grade:
3rd

Goals:

- Echo
- Identifying steady beat

- Reading Ta, Ti-Ti, and rest

- Follow conductor cue
- Body Percussion
- Play rhythms

- What is Steady beat?
- Same/different
- AB form

- Work with a partner
- Personal space
- Hand clap pattern
- Copy movement

Practice

Just for Fun/Concert

Part Work

Inner Hearing/Memory

Instruments/
Improvisation

Listening/Form

Movement

Lesson 1

♪ No More Pie

♪ Sasha

Lesson 2

Lesson 3

♪ Quaver Website
IWB; Trampoline,
Steady Beat.

♪ An Autumn-ish
feeling; mk8 21/1

♪ Watch first 5mins of
Quaver; Steady beat
DVD

♪ Ancient Airs; discuss
movements as same
or different (prepare
form AB)

♪ Ancient Airs and
Dance; Move It!
DVD

Lesson 4

♪ Seasons Change; mk8
9/1

♪ Flying Man; work on
classroom Instrument
activity

♪ Ta, Ti-Ti, and Rest;
rhythm grid

♪ Ancient Airs; label
form A and B

♪ Ancient Airs;
without video

September

Grade:
3rd

Goals:

- Play steady beat as you sing your name

- Bar lines
- Repeat signs

- Sing s-l-s-m

- Read s-l-m
- Read Ta, Ti-Ti, and rest
- S-m-l texting

		Rhythm		Melody		Practice
	Songs/Chants	Prepare	Present	Prepare	Present	Reading/Writing
Lesson 1	<ul style="list-style-type: none"> ♫ We Are Dancing in the Forest; game ♫ Who's that Tapping?; name with beat activity ♫ 2, 4, 6, 8: GamePlan 2nd ♫ I'm a Little Brass Key; Amy Abbott 	<ul style="list-style-type: none"> ♫ Who's that Tapping?; play a steady beat one person plays on "Tapping on my Window" and another students plays on "knocking at my door", sing song, then answer with students names (playing the instruments) 			<ul style="list-style-type: none"> ♫ Brass Key; students sing answer on s-l-s-m 	<ul style="list-style-type: none"> ♫ Read flashcards with s-m-l ♫ Read Ta, TiTi, and rest on flashcards
Lesson 2	<ul style="list-style-type: none"> ♫ Bounce High, Bounce Low; activity ♫ Black Snake; Making Music p53 	<ul style="list-style-type: none"> ♫ Black Snake PowerPoint; text, text w/beat, text w/rhythm icons, stick/real notation, Ties and half notes 			<ul style="list-style-type: none"> ♫ Class sings the song as one student bounces the ball, at the end they try to make a basket ♫ Brass Key; assess 	<ul style="list-style-type: none"> ♫ S-m-l texting
Lesson 3	<ul style="list-style-type: none"> ♫ Black Snake; game (dynamics) 		<ul style="list-style-type: none"> ♫ Bar lines and repeat signs 			<ul style="list-style-type: none"> ♫ Read rhythms with Ta-a
Lesson 4	<ul style="list-style-type: none"> ♫ Talk to Me; GamePlan p8 					

September

Grade:
3rd

Goals:



















- Rhythmic ostinato
- Identify steady beat
- Echo
- Match pitch; m-s-l
- Strong/Weak beat
- Half note

- Recall rhythm tapped

- Identify non-pitched percussion by sight
- Woods/metal
- poem w/ostinato

- Strong and Weak Beat

Practice

	Just for Fun/Concert	Part Work	Inner Hearing/Memory	Instruments/Improvisation	Listening/Form	Movement
Lesson 1		 Ostinato; 		 Instrument Activity; p9 2 nd GamePlan		
	 Grandma's Chicken Soup; mk8 6/3	Class says poem while teacher says ostinato, switch  Quaver Website: IWB, Tap the Beat,				
Lesson 2		 Ostinato; 			 Quaver DVD; watch the rest of the Steady beat episode	
	 Perfect Winter Day; mk8 7/2  Memorize; An Autumn-ish feeling	Late. Don't be late. On drums Poem on Lumni sticks  Quaver Website: IWB, Tap the Beat, No More Pie				
Lesson 3		 Solami; game  Quaver Website IWB; Strong and Weak beat		 2,4,6,8; Orff instruments Woods= play rhythm Metals= play ostinato		
	Whacky Winter; mk8 13/3 Memorize; Seasons change	 No More Pie; solo				
Lesson 4		 Label music you hear with strong and weak beats (manipulatives)	 Talk to Me activity; teacher taps rhythm on back of student, they pass the rhythm up the line			
		 No More Pie; solo				

October

Grade:
3rd

Goals:

- Half note
- Read rhythm to a steady beat
- Stick/real notation

- Read rhythms with Ta-a

- New note Do
- drms

- New Note D

- smlsm
- Read Ta, Ti-Ti, rest, and Ta-a
- Notate rhythms

		Rhythm		Melody		Practice
	Songs/Chants	Prepare	Present	Prepare	Present	Reading/Writing
Lesson 1	<ul style="list-style-type: none"> 🎵 Draw a Bucket of Water; partners 	<ul style="list-style-type: none"> 🎵 Draw a Bucket...; use scarves with partners. Each group of partners will need 2 scarves. Make pulling motion (half note) 				<ul style="list-style-type: none"> 🎵 La in a So-Mi-La-So-Mi pattern; read melodic flashcards containing the mi-la interval
Lesson 2	<ul style="list-style-type: none"> 🎵 Draw a bucket of Water; in groups of 4 🎵 Wallflowers; game 	<ul style="list-style-type: none"> 🎵 Wallflowers PowerPoint; text w/beat, text w/picture icons, stick/real notation, 	<ul style="list-style-type: none"> 🎵 Read and clap rhythm of Draw a Bucket of Water (half note) 	<ul style="list-style-type: none"> 🎵 Wallflowers; melodic contour 		<ul style="list-style-type: none"> 🎵 Read Ta, Ti-Ti, rest, half note on flash cards
Lesson 3	<ul style="list-style-type: none"> 🎵 Wallflowers; game 🎵 Dinah; 4 sixteenth 🎵 Sign-up for jobs for the concert 	<ul style="list-style-type: none"> 🎵 Dinah PowerPoint; text w/beat, text w/picture, discuss 4 sounds on a beat, 		<ul style="list-style-type: none"> 🎵 Dinah PowerPoint; melodic contour 	<ul style="list-style-type: none"> 🎵 Wallflowers; Solfa, new note Do 	<ul style="list-style-type: none"> 🎵 Notate rhythms with rest with craft sticks
Lesson 4						

October

Grade:
3rd

Goals:

- Echo
- Rhythm Cannon
- Recall rhythm

- Memorize concert music

- Dynamics
- Identify the dynamic

Practice

Just for Fun/Concert

Part Work

Inner Hearing/Memory

Instruments/
Improvisation

Listening/Form

Movement

Lesson 1

♪ Wise Old Owl

♪ Winter fun; mk8 20/3

♪ Memorize; Grandma's
Chicken Soup

♪ Quaver DVD;
dynamics

Lesson 2

♪ Rhythm Canon;
teacher starts 4
beats with body
percussion,
students echo, as
the students are
echoing the
teacher gives the
next 4 beat rhythm

♪ Think Spring; mk8
17/4

♪ Listen to music with
different dynamics,
clip the correct
dynamic

Lesson 3

♪ Love the Summer;
mk8 19/5

♪ Memorize: Perfect
Winter Day

Lesson 4

♪ Rhythm Bingo;
divide into two
teams
♪ Wise Old Owl; solo

November

Grade:
3rd

Goals:

- Learn dance moves
- Add props
- Identify Ta-a
- Read ta-a

- Boomwhackers; teach part

- Memorize songs
- Sing without teacher
- New note Re

- dms l
- Read 4 sixteenth notes

		Rhythm		Melody		Practice
	Songs/Chants	Prepare	Present	Prepare	Present	Reading/Writing
Lesson 1	<ul style="list-style-type: none"> 🎵 Dinah; new note re 🎵 Rocky Mountain 🎵 Work on Concert 🎵 Memorize; Winter Fun 			<ul style="list-style-type: none"> 🎵 Dinah PowerPoint; review melodic contour, solfa hum new note Re, identify new note as Re 		
Lesson 2	<ul style="list-style-type: none"> 🎵 Rocky Mountain 🎵 Work on Concert 🎵 Memorize; Think Spring 	<ul style="list-style-type: none"> 🎵 Rocky Mountain PowerPoint; text w/beat, text w/picture icons, stick/real notation, 		<ul style="list-style-type: none"> 🎵 Rocky Mountain PowerPoint; melodic contour 		<ul style="list-style-type: none"> 🎵 Read d-m-s-l on flashcards 🎵 Read rhythms with 4 sixteenth notes on flashcards
Lesson 3	<ul style="list-style-type: none"> 🎵 Work on Concert 🎵 Memorize; Love the Summer 					<ul style="list-style-type: none"> 🎵 Read d-m-s-l on flashcards 🎵 Read rhythms with 4 sixteenth notes on flashcards
Lesson 4	<ul style="list-style-type: none"> 🎵 Thanksgiving Break 					



Grade: 3 rd		Goals:		<ul style="list-style-type: none">• Add props• Echo• Solo		<ul style="list-style-type: none">• Memorize songs• Decode song from hand signs		<ul style="list-style-type: none">• Boomwhackers				<ul style="list-style-type: none">• Learn dance moves• Work on dance moves	
		Practice											
		Just for Fun	Part Work	Inner Hearing/Memory	Instruments/Improvisation	Listening/Form	Movement						
Lesson 1			🎵 Tongo	🎵 Class sings a known song in solfa from teacher's hand signs									
		🎵 Memorize; Winter Fun											
Lesson 2													
		🎵 Memorize; Think Spring											
Lesson 3			🎵 Tongo; solos										
		Memorize; Love the Summer											
Lesson 4													

December

Grade:
3rd

Goals:

- Show time

- Sing songs in concert order

		Rhythm		Melody		Practice
	Songs/Chants	Prepare	Present	Prepare	Present	Reading/Writing
Lesson 1	🎵 Work on Concert 🎵 Run the show					
Lesson 2	🎵 Concert December 11 & 12					
Lesson 3	🎵 Watch video of concert					
Lesson 4	🎵 Winter Break					

December

Grade:
3rd

Goals:

- Use props

- All songs from memory

- Boomwhackers

- Do dance moves with all necessary songs

Practice

Just for Fun

Part Work

Inner Hearing/Memory

Instruments/
Improvisation

Listening/Form

Movement

Lesson 1

Run the show; dress rehearsal

Lesson 2

🎵 Concert; December 11 & 12

Lesson 3

🎵 Watch video of the Concert

Lesson 4

🎵 Winter Break

January

Grade:
3rd

Goals:

- Body Percussion to create rhythm

- Syllable Sound

- New note Re

- d-m-s-l
- 4 sixteenth notes
- Notate rhythms

		Rhythm		Melody		Practice
	Songs/Chants	Prepare	Present	Prepare	Present	Reading/Writing
Lesson 1	<ul style="list-style-type: none"> Rocky Mountain Tideo; activiy Rob Amchin (crew time) 				<ul style="list-style-type: none"> Rocky Mountian; solfa, identify Re 	<ul style="list-style-type: none"> d-m-s-l texting Read rhythms with 4 sixteenth notes
						<ul style="list-style-type: none"> Notate rhythms of a song on the board (Tideo)
Lesson 2	<ul style="list-style-type: none"> Tideo; body percussion (crew time) 	<ul style="list-style-type: none"> Tideo; create body percussion, one for each note value (e.g ta, TiTi, Tika-Tika) 	<ul style="list-style-type: none"> Syllable sound activity; students are given a word and they have to sit by the correct cone (1 sound, 2 sounds or 4 sounds) 			<ul style="list-style-type: none"> Notate rhythms of song on beat chart w/magic notes
Lesson 3	<ul style="list-style-type: none"> Review songs, chants, singing games; attending the CMEA conference) will have a sub 					
Lesson 4	<ul style="list-style-type: none"> Use known songs to notate rhythms; whole group 					
						<ul style="list-style-type: none"> Notate rhythms of known song as a whole class on Poly dots with beanbags or cups

January

Grade:
3rd

Goals:

- Rhythm Canon

- Recall rhythm

- Play rhythms on non-pitch percussion
- Identify non-pitched percussion

- Form with letters

- Copy Movement
- Personal Space

Practice

Just for Fun

Part Work

Inner Hearing/Memory

Instruments/
Improvisation

Listening/Form

Movement

Lesson 1

🎵 Highway No. 1;
Shenanigans

🎵 Rhythm Canon;
teacher starts 4
beats with body
percussion, students
echo, as the students
are echoing the
teacher gives the
next 4 beat rhythm

🎵 Post Office; 4 sixteenth
notes

🎵 Tideo; RS Making
Music p80

🎵 Label form with
letters

🎵 Fur Elise; Move It!
DVD

Lesson 2

🎵 Dinah; guess the
non-pitched
percussion by sound

🎵 Fur Elise; without
DVD

Lesson 3

Will be gone; attending
CMEA conference

Lesson 4

🎵 Ta-a; erasing game,
rhythm grid

🎵 Dinah; guess the
non-pitched
percussion by sound

February

Grade:
3rd

Goals:

- Read rhythm to steady beat
- Ti Tika/Tika Ti

- Ti-Tika
- Tika-Ti

- Music Alphabet
- Music staff

- Music alphabet; identify missing letter

- Notate rhythms
- mrd
- Ti-Tika
- Notes on staff

		Rhythm		Melody		Practice
	Songs/Chants	Prepare	Present	Prepare	Present	Reading/Writing
Lesson 1	<ul style="list-style-type: none"> Use known songs to notate rhythms; small groups 					<ul style="list-style-type: none"> Notate rhythms of known song;
Lesson 2	<ul style="list-style-type: none"> Ida Red Music Alphabet Music Staff 	<ul style="list-style-type: none"> Ida Red Point; text w/beat, text w/rhythm icons, stick/real notaion, Ti-Tika/Tika-Ti 	<ul style="list-style-type: none"> Ti-Tika Tika-Ti 	<ul style="list-style-type: none"> Make the Music Alphabet giant snake; whole group Music Staff PowerPoint; learn the lines 		<ul style="list-style-type: none"> m-r-d flashcards
Lesson 3	<ul style="list-style-type: none"> Ida Red; Music staff 			<ul style="list-style-type: none"> Ida Red PowerPoint; melodic contour, solfa, solfa on staff, 	<ul style="list-style-type: none"> Music Alphabet; what letter is missing or next? 	<ul style="list-style-type: none"> Read rhythms with Ti-Tika Floor Music Staff; place poly dots on the correct line
Lesson 4	<ul style="list-style-type: none"> Ida Red; game Music staff 			<ul style="list-style-type: none"> Music Staff PowerPoint; spaces 		<ul style="list-style-type: none"> Read rhythms with Ti-Tika Music staff Mad Minutes; lines only

February

Grade:
3rd

Goals:

- Auditory Close
- Tempo

- Poison Rhythm
- Mystery song
- Read Ti-Tika

- Music with Tika-Tika
- Tempo

- Double circle partners

Practice

	Just for Fun	Part Work	Inner Hearing/Memory	Instruments/ Improvisation	Listening/Form	Movement
Lesson 1	🎵 Walking to the left; Shenangians				🎵 Knecht Ruprecht; Schumann (Tika-Tika)	🎵 Tideo; dance, step one person to the right, both hands on Tideo, pat on jingle
			🎵 Poison Rhythm; 4 sixteenth notes			
Lesson 2		🎵 Tideo; Auditory Close, teacher points to self to sing, then to the class when it's their turn. Mix-up times to sing			🎵 Quaver DVD; Tempo	🎵 Tideo; dance, step one person to the right, both hands on Tideo, pat on jingle
			🎵 Mystery song; 4 sixteenth			
Lesson 3		🎵 Quaver IWB; tempo run	🎵 Mystery song; Ti-Tika		🎵 Listen to music with different tempos; clip the correct tempo	
Lesson 4			🎵 I have/Who Has; Ti-Tika			

March

Grade: 3 rd		Goals:		• Woods & Metals	• Absolute Pitch	• mrd, l, s • mrd, l, s texting
		Rhythm		Melody		Practice
	Songs/Chants	Prepare	Present	Prepare	Present	Reading/Writing
Lesson 1	<ul style="list-style-type: none"> ♫ Pudding on the Hill; Jon Madin book, C –Scale downward and upward ♫ Turn the Glasses Over (crew time) 			<ul style="list-style-type: none"> ♫ Use bell boards to practice playing Pudding on the Hill. Then have 4 students play on the Orff; review woods & metals (xylophones, metallophone, glockenspiel) 	<ul style="list-style-type: none"> ♫ Absolute Pitch; D BAG 	<ul style="list-style-type: none"> ♫ Read exercises with mrd,l, s
Lesson 2	<ul style="list-style-type: none"> ♫ Pudding on the Hill ♫ Turn the Glasses over; cup part 1 				<ul style="list-style-type: none"> ♫ Absolute Pitch; C AGF 	
Lesson 3	<ul style="list-style-type: none"> ♫ Pudding on the Hill ♫ Turn the glasses Over; part 2 				<ul style="list-style-type: none"> ♫ Absolute pitch; G EDC 	<ul style="list-style-type: none"> ♫ Mrd,l, s texting
Lesson 4	<ul style="list-style-type: none"> ♫ Spring Break 					

March

Grade:
3rd

Goals:

- Echo
- solo

- Orff Instruments
- C-Scale
- Upward/downward

- Double Circle
- Partners

Practice

	Just for Fun	Part Work	Inner Hearing/Memory	Instruments/ Improvisation	Listening/Form	Movement
Lesson 1	<ul style="list-style-type: none"> ♪ Turn the Glasses Over; both parts ♪ Learn the Dance 	<ul style="list-style-type: none"> ♪ Purple Light 				<ul style="list-style-type: none"> ♪ Turn the Glasses Over Dance
Lesson 2	<ul style="list-style-type: none"> ♪ Turn the Glasses Over; without teacher ♪ Work on the Dance 			<ul style="list-style-type: none"> ♪ Set up all the Orff instruments; pair students up , take turns playing Pudding on the Hill 		
Lesson 3	<ul style="list-style-type: none"> ♪ Turn the Glasses Over; both parts ♪ Learn the Dance 	<ul style="list-style-type: none"> ♪ Purple Light; solos 		<ul style="list-style-type: none"> ♪ Set up all the Orff instruments; pair students up , take turns playing Pudding on the Hill 		
Lesson 4	<ul style="list-style-type: none"> ♪ Spring Break 					

April

Grade: 3 rd		Goals:	• Pick-up note: single Ti		• Melodic contour		• d r m s l d' • Absolute Pitch		• d r m s l • Texting • Ti-Tika • mrd l	
		Rhythm			Melody			Practice		
	Songs/Chants	Prepare	Present	Prepare	Present	Reading/Writing				
Lesson 1	🎵 The Farmer's Dairy Key; Making Music 2 nd p182	🎵 Farmer's Dairy Key PowerPoint; text w/beat, text w/rhythm icons, stick/real notation		🎵 Farmer's Dairy Key PowerPoint; melodic contour		🎵 d-r-m-s-l on flashcards				
Lesson 2	🎵 Farmer's Dairy Key; game 🎵 Big Fat Biscuit	🎵 Big Fat Biscuit; text w/beat, text w/rhythm icons, stick/real notaion		Big Fat Biscuit; melodic contour	🎵 Farmer's Dairy Key; melodic contour, solfa, solfa on staff 🎵 Absolute Pitch; ED BAG	🎵 Solfa texting; d-r-m-s-l				
Lesson 3					🎵 Big Fat Biscuit; melodic contour, solfa, solfa on staff 🎵 Absolute Pitch; DC AGF	🎵 Four beat motives; Ti-Tika, on board				
						🎵 Notate rhythms with Ti-Tika; craft sticks				
Lesson 4	🎵 John Kanaka; Making Music p60	🎵 John Kanaka PowerPoint; text w/beat, text w/rhythm icons, stick and real notation			🎵 Absolute Pitch; AG EDC	🎵 Four beat Motives; Ti-Tika; flashchards 🎵 mrd l on flashcards				

April

Grade:
3rd

Goals:

- Solo
- Rhythmic ostinato

- Recall rhythm
- Ti-Tika
- Song match

- Question & Answer
- Tika-Tika

- Same/different

Practice

	Just for Fun	Part Work	Inner Hearing/Memory	Instruments/ Improvisation	Listening/Form	Movement
Lesson 1	There's a Penny game	There's a Penny; solo sing (d-m-s)	Post Office; Ti-Tika		Carnival of the Animals	
			Tika-Tika; sneaky snake		Tika-Tika; red apples, green apples (same/different)	
Lesson 2		Ti-Tika; add rhythm ostinato to known songs			Carnival of the Animals	
			Erasing Game; rhythm grid	Tika-Tika; question and answer with cards		
Lesson 3			Mystery Song; Ti-Tika		Carnival of the Animals	
Lesson 4			Song match; Ti-Tika		Carnival of the Animals	
				Tika-Tika; question and answer without cards		

May

Grade: 3 rd		Goals:		• Review all rhythm		• Question & Answer		• All known rhythm • All known Solfa	
		Rhythm		Melody		Practice			
	Songs/Chants	Prepare	Present	Prepare	Present	Reading/Writing			
Lesson 1	🎵 John Kanaka; learn dance	🎵 Review all known echo songs		🎵 John Kanaka PowerPoint; melodic contour, solfa, solfa on staff		🎵 mrd, l on flashcards 🎵 Swat it game; known rhythms			
						🎵 Add bar lines 2 and four beat meters			
Lesson 2	🎵 John Kanaka; learn dance	🎵 Identify song from clapping rhythm or humming				🎵 mrd, l texting 🎵 Swati it game ; all known solfa			
Lesson 3	🎵 Last week of school 🎵 Review known songs, chants, games								
Lesson 4	🎵 Schools out for the Summer!!!								

May

Grade:
3rd

Goals:

- Auditory Close
- Decoding

- Recall rhythm

- Double circle
- partners

Practice

	Just for Fun	Part Work	Inner Hearing/Memory	Instruments/ Improvisation	Listening/Form	Movement
Lesson 1	<ul style="list-style-type: none"> Review all known fun activities 	<ul style="list-style-type: none"> Auditory Close with all known song; teacher points to self to sing, then to the class when it's their turn. Mix-up times to sing 	<ul style="list-style-type: none"> Clap what You Don't See rhythm cards; Ti-Tika 			<ul style="list-style-type: none"> John Kanaka Dance
Lesson 2			<ul style="list-style-type: none"> Identify song from clapping rhythm or humming Erasing Game; Ti-Tika 			
Lesson 3						
Lesson 4						