

# Band/Orchestra SEQUENCE

adapted from the original board game Sequence by Jax LTD, Inc.



**A game to help students identify band  
and orchestra instruments.**

adapted by Tami Mangusso  
[www.ariosostudio.com](http://www.ariosostudio.com)



## Notes for the Teacher:

This game is played just like the original Sequence game. To keep it simple for students I only have them take 3 cards. I have included the game board and all the cards. I recommend that you print them onto cardstock and laminate them.

I use one-inch square color tiles for the game pieces. You can get them from Oriental Trading Company or from most teacher stores. You can also use other things to mark the squares (e.g. bingo tokens, buttons, make them out of construction paper, etc.).

Enjoy!

Tami Mangusso

[www.ariosostudio.com](http://www.ariosostudio.com)



# Band/Orchestra SEQUENCE

## Game Instructions

The object of the game is as simple as tic-tac-toe. The first player to make a SEQUENCE of 4 chips in a row (straight line, either up or down, across or diagonally) using only their colored chips, is the winner! The four corners on the board are wild they can be any color. They are like the free space in a Bingo game. They can also be two colors at once (e.g. red going up and yellow going across). You do not need to place a chip on these squares.

1. Each player chooses their own chips: red, blue, green or yellow.
2. The playing board is placed in the center of the playing area.
3. Make sure the cards are mixed up. Spread them out on the floor face down and mix them up then put them into a pile. **DO NOT SHUFFLE THEM LIKE A REGULAR DECK OF CARDS**
4. Each player is dealt 3 cards.
5. The rest of the cards are used as the draw deck.
6. The first player picks one of the three cards to lie down face up. Put a chip on the matching square on the playing board. After the player's turn they draw one card from the draw deck and the next player takes their turn in the same manner.



If you draw the Conductor card, you can take away one of any opponents' chip when you have your next turn. On your next turn, just place this card in your discard pile and pick a chip to take away. This will be considered your turn; you will not get to play another card or place your own chip on the board until your next turn.




If you draw the Concertmaster card, you can place your chip anywhere on the board you like. Concertmaster cards are the wild card.

If you have a card that no longer has a match on the board it becomes a DEAD card and you can turn it in for a new card during your next turn.



**Trumpet**



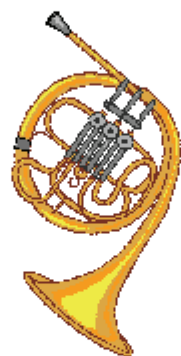
**Trumpet**



**Trombone**



**Trombone**



**French  
Horn**



**French  
Horn**




**Guitar**



**Guitar**




**Grand Piano**



**Conductor**



**Conductor**



**Conductor**



**Conductor**



**Concertmaster**



**Concertmaster**



**Concertmaster**



**Concertmaster**



**Violin**



**Violin**



**Viola**



**Viola**



**Cello**



**Cello**



**Double  
Bass**



**Double  
Bass**



**Flute**



**Tuba**



**Tuba**



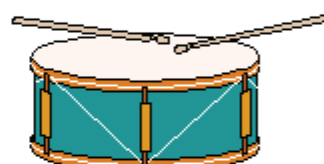
**Timpani**



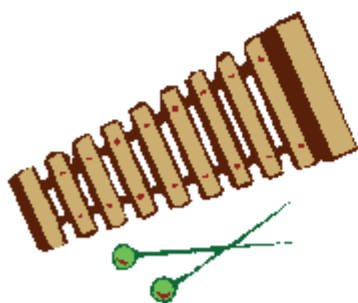
**Timpani**



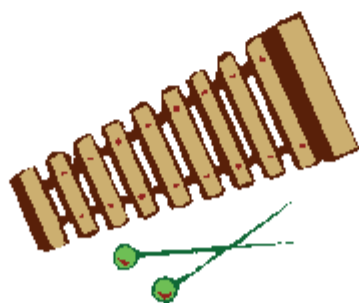
**Snare Drum**



**Snare Drum**



**Xylophone**



**Xylophone**



**Grand Piano**



**Oboe**



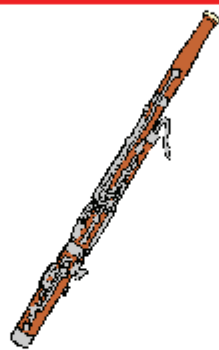
**Oboe**



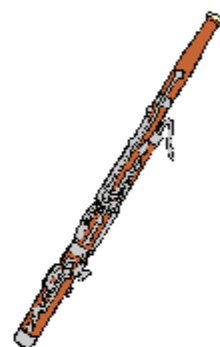
**Clarinet**



**Clarinet**



**Bassoon**



**Bassoon**



**Saxophone**










































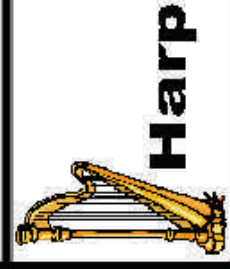


**Saxophone**



**Flute**



**Band / Orchestra Sequence**

	 <b>Tuba</b>	 <b>Bassoon</b>	 <b>Double Bass</b>	 <b>Trumpet</b>	
 <b>Trombone</b>	 <b>Clarinet</b>	 <b>Snare Drum</b>	 <b>Xylophone</b>	 <b>Cello</b>	 <b>Violin</b>
 <b>Violin</b>	 <b>Guitar</b>	 <b>Trumpet</b>	 <b>Clarinet</b>	 <b>Viola</b>	 <b>Oboe</b>
 <b>Flute</b>	 <b>Cello</b>	 <b>Harp</b>	 <b>Guitar</b>	 <b>Timpani</b>	 <b>Trombone</b>
 <b>Xylophone</b>	 <b>Grand Piano</b>	 <b>Oboe</b>	 <b>Tuba</b>	 <b>Saxophone</b>	 <b>French Horn</b>
 <b>Saxophone</b>	 <b>Viola</b>	 <b>Double Bass</b>	 <b>Bassoon</b>	 <b>Snare Drum</b>	 <b>Grand Piano</b>
	 <b>French Horn</b>	 <b>Timpani</b>	 <b>Harp</b>	 <b>Flute</b>	

**Band / Orchestra Sequence**