

# For your Information:

- Slide 2 is the title card. You can use it to print on the back side of each card. Helps to give the cards a professional look.
- Slides 3-6 contain all the cards with the music notes. Print on card stock, laminate, and then cut on the black line. I print two copies of each page.

Don't Spill  
the  
Beans



Don't Spill  
the  
Beans



Don't Spill  
the  
Beans



Don't Spill  
the  
Beans



Don't Spill  
the  
Beans



Don't Spill  
the  
Beans



Don't Spill  
the  
Beans



Don't Spill  
the  
Beans





**Quarter Note**




**Quarter Note**



**Quarter Rest**



**Quarter Rest**



**Two Eighth Notes**



**Two Eighth Notes**



**4 Sixteenth Notes**



**4 Sixteenth Notes**



**8<sup>th</sup> & 2  
Sixteenth Notes**



**8<sup>th</sup> Note & 2  
Sixteenth Notes**



**2 Sixteenth  
Notes & 8<sup>th</sup> Note**



**2 Sixteenth  
Notes & 8<sup>th</sup> Note**



**4 eighth notes**



**Sixteenth Note**



**Sixteenth,  
eighth, sixteenth**




**Sixteenth,  
eighth, sixteenth**




Half Note



Half Note



Whole Note



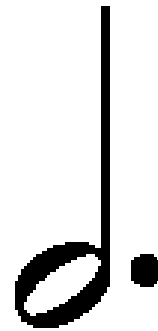
Whole Note




8<sup>th</sup> Note Triplet



8<sup>th</sup> Note Triplet



Dotted Half Note



Dotted Half Note



**Dotted eighth,  
sixteenth note**




**Dotted eighth,  
sixteenth note**




**Whole Rest**



**Whole Rest**



**Half Rest**



**Half Rest**



**Sixteenth, dotted  
eighth note**



**Sixteenth, dotted  
eighth note**