


Apple Tree



Exit Tickets:
Fill in the Rhythm





Exit Tickets:

I use exit tickets at the end of my lessons. It's a great way to let students apply the concept we worked on in the lesson. They are great way to check for understanding.

There are 2 tickets on a page. Just print out what you need and cut the page in half. I have included a copy with colored clipart and a copy that is black and white only.

I give students 3-5 minutes at the end of class to work on them. I only print out one class set (30) and then I put them in half sheet protectors. Students use dry erase markers to write in their answers. When they are done I will take a picture of their work. I have my students erase their answers after I have taken a picture of it.

I bought the half sheet protectors on Amazon

https://www.amazon.com/gp/product/B0006HVCZ0/ref=oh_aui_detailpage_o00_s00?ie=UTF8&psc=1

Resources Used are from:



DJ Inkers

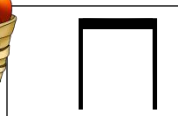


Click on logo to found out more about their products


Name: _____

Teacher: _____

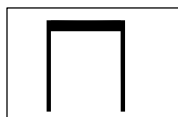
In the boxes above the words, write in the rhythm.



Ap-ple



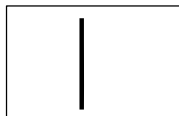
Will your




I won't



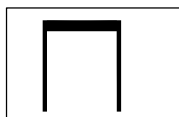
If your



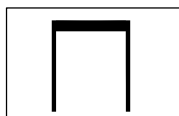
tree,



ap-ple,



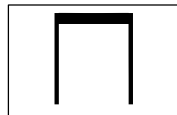
cry and



ap-ple



ap-ple



fall on



I won't



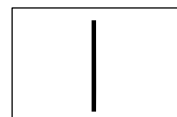
knocks me



tree




me



shout.



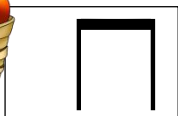
out!




Name: _____

Teacher: _____

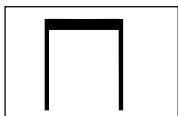
In the boxes above the words, write in the rhythm.



Ap-ple



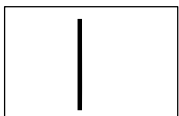
Will your



I won't



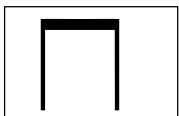
If your



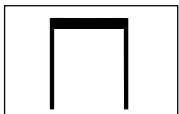
tree,




ap-ple,



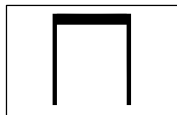
cry and




ap-ple



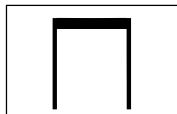
ap-ple



fall on



I won't



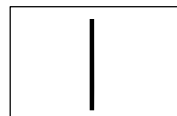
knocks me



tree




me



shout.



out!




Name: _____

Teacher: _____

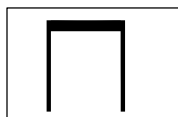
In the boxes above the words, write in the rhythm.



Ap-ple



Will your




I won't



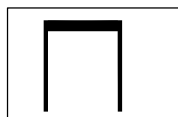
If your



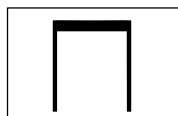
tree,




ap-ple,



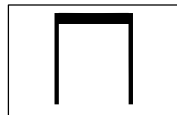
cry and



ap-ple



ap-ple



fall on




I won't



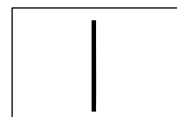
knocks me



tree



me



shout.



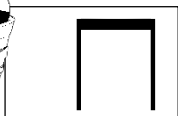
out!




Name: _____

Teacher: _____

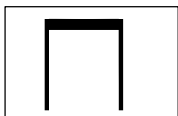
In the boxes above the words, write in the rhythm.



Ap-ple



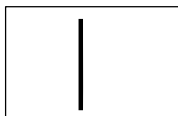
Will your



I won't



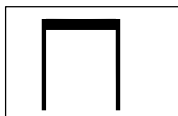
If your



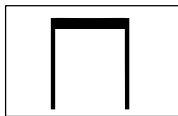
tree,




ap-ple,



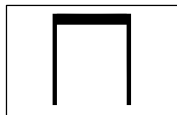
cry and




ap-ple



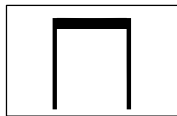
ap-ple



fall on




I won't



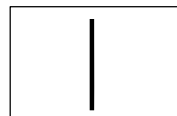
knocks me



tree



me



shout.



out!



Answer Key

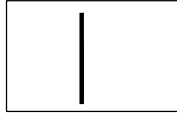
Name: _____

Teacher: _____


In the boxes above the words, write in the rhythm.



Ap-ple




tree,




ap-ple



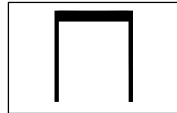
tree



Will your



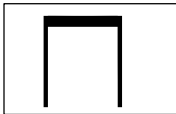
ap-ple,



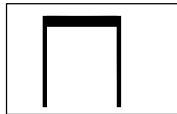
fall on



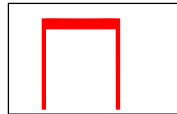
me



I won't




cry and



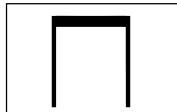
I won't



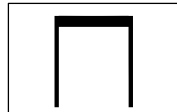
shout.



If your



ap-ple



knocks me



out!

