




Golden Ring Around the Susan Girl

Exit Tickets:
Fill in the missing rhythm



Exit Tickets:

I use exit tickets at the end of my lessons. It's a great way to let students apply the concept we worked on in the lesson. They are great way to check for understanding.

There are 2 tickets on a page. Just print out what you need and cut the page in half. I have included a copy with colored clipart and a copy that is black and white only.

I give students 3-5 minutes at the end of class to work on them. I only print out one class set (30) and then I put them in half sheet protectors. Students use dry erase markers to write in their answers. When they are done I will take a picture of their work. I have my students erase their answers after I have taken a picture of it.

I bought the half sheet protectors on Amazon

https://www.amazon.com/gp/product/B0006HVCZ0/ref=oh_aui_detailpage_o00_s00?ie=UTF8&psc=1

Resources Used are from:

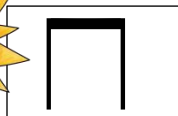



[All of these can be found on www.teacherspayteachers.com](http://www.teacherspayteachers.com)

Name: _____

Teacher: _____

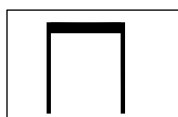
In the boxes above the words, write in the rhythm.



Gold-en



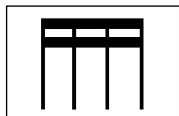
Gold-en



Gold-en



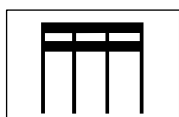
All the way a-



ring a-round the



ring a-round the



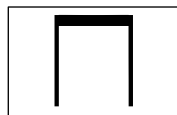
ring a-round the



round the



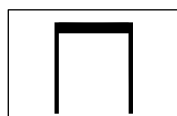
Su-san



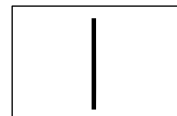
Su-san



Su-san



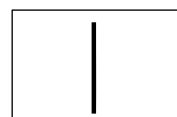
Su-san



girl



girl



girl



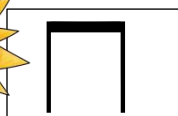

girl



Name: _____

Teacher: _____

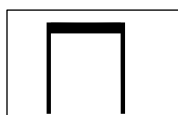
In the boxes above the words, write in the rhythm.



Gold-en



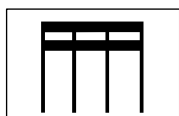
Gold-en




Gold-en



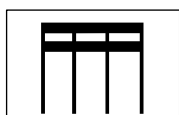
All the way a-



ring a-round the



ring a-round the



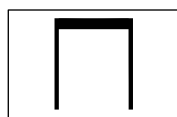
ring a-round the



round the



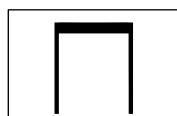
Su-san



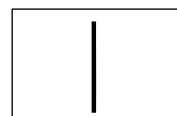
Su-san




Su-san



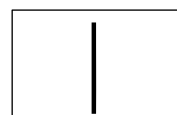
Su-san



girl



girl



girl



girl

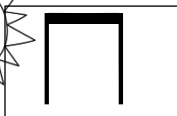


Name: _____

Teacher: _____



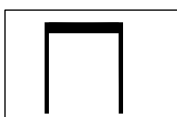
In the boxes above the words, write in the rhythm.



Gold-en



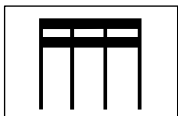
Gold-en




Gold-en



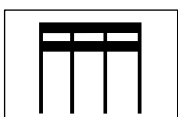
All the way a-



ring a-round the



ring a-round the



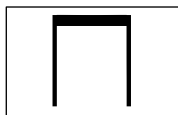
ring a-round the



round the



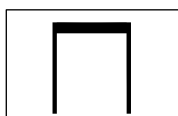
Su-san



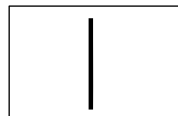
Su-san



Su-san



Su-san



girl



girl



girl



girl

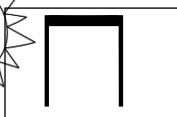


Name: _____

Teacher: _____



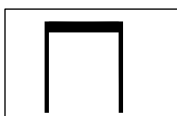
In the boxes above the words, write in the rhythm.



Gold-en



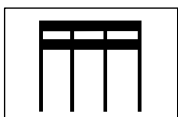
Gold-en



Gold-en



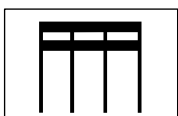
All the way a-



ring a-round the



ring a-round the



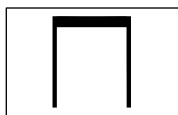
ring a-round the



round the



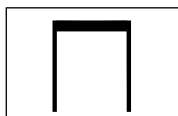
Su-san



Su-san



Su-san



Su-san



girl



girl



girl



girl

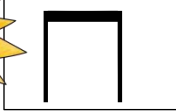



Answer Key


Name: _____

Teacher: _____

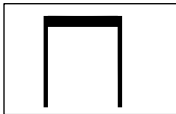
In the boxes above the words, write in the rhythm.




Gold-en



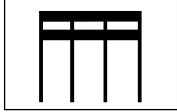
Gold-en



Gold-en



All the way a-



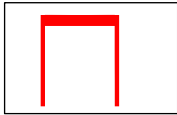
ring a-round the



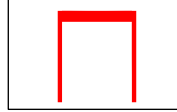
ring a-round the



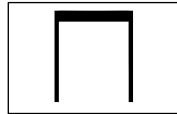
ring a-round the



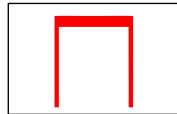
round the



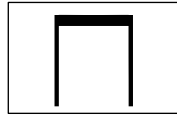
Su-san



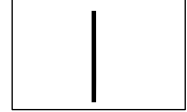
Su-san



Su-san



Su-san



girl



girl



girl



girl

