

Mouse Mousie



Exit Tickets:
Fill in the rhythm



Exit Tickets:

I use exit tickets at the end of my lessons. It's a great way to let students apply the concept we worked on in the lesson. They are great way to check for understanding.

There are 2 tickets on a page. Just print out what you need and cut the page in half. I have included a copy with colored clipart and a copy that is black and white only.

I give students 3-5 minutes at the end of class to work on them. I only print out one class set (30) and then I put them in half sheet protectors. Students use dry erase markers to write in their answers. When they are done I will take a picture of their work. I have my students erase their answers after I have taken a picture of it.

I bought the half sheet protectors on Amazon

https://www.amazon.com/gp/product/B0006HVCZ0/ref=oh_aui_detailpage_o00_s00?ie=UTF8&psc=1

Resources Used are from:



DJ Inkers



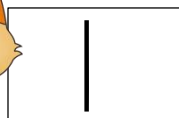

KG Fonts

Click on logo to found out more about their products

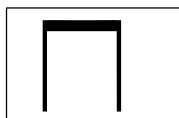
Name: _____

Teacher: _____

In the boxes above the words, write in the rhythm.



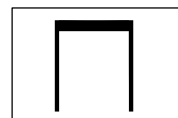
Mouse




mou-sie




lit-tle



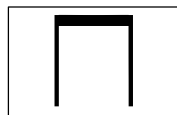
mou-sie




Hur-



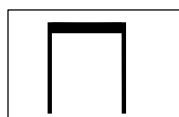
ry,



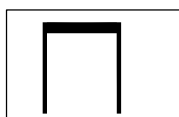
hur-ry



do!



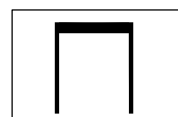
Or the



kit-ty



in the



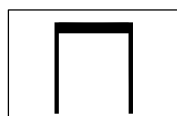
hou-sie,



will




be



chas-ing



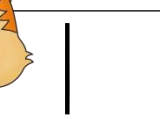
you!



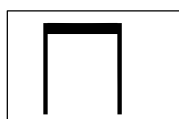
Name: _____

Teacher: _____

In the boxes above the words, write in the rhythm.



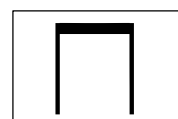
Mouse



mou-sie



lit-tle



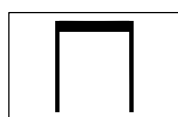
mou-sie



Hur-



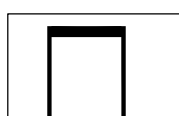
ry,



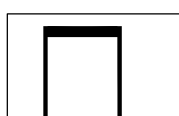
hur-ry



do!



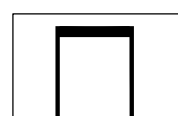
Or the



kit-ty



in the



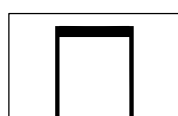
hou-sie,



will




be



chas-ing



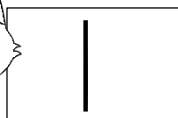

you!



Name: _____

Teacher: _____

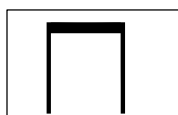
In the boxes above the words, write in the rhythm.



Mouse



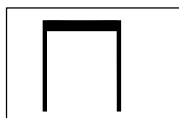
Hur-




Or the



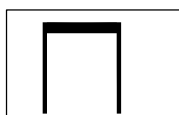
will



mou-sie




ry,



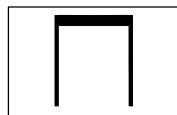
kit-ty



be



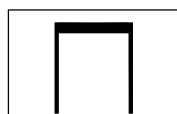
lit-tle



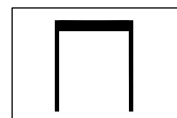
hur-ry



in the



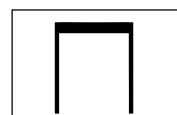
chas-ing



mou-sie



do!



hou-sie,



you!



Name: _____

Teacher: _____

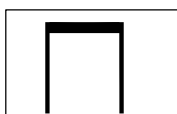
In the boxes above the words, write in the rhythm.



Mouse



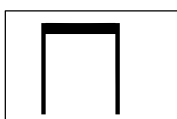
Hur-



Or the



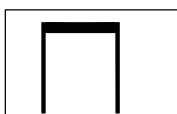
will



mou-sie



ry,



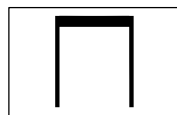
kit-ty



be



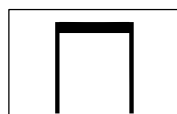
lit-tle



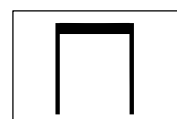
hur-ry



in the



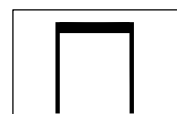
chas-ing



mou-sie




do!



hou-sie,



you!

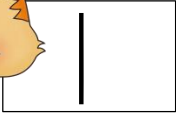



Answer Key

Name: _____

Teacher: _____

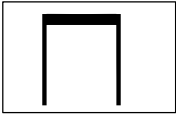
In the boxes above the words, write in the rhythm.



Mouse



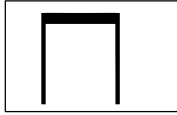
Hur-



Or the



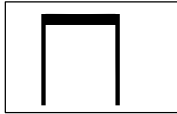
will



mou-sie



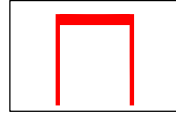
ry,



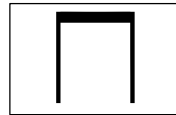
kit-ty



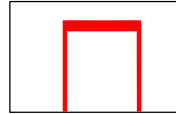
be



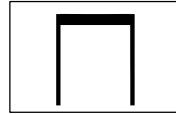
lit-tle



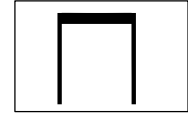
hur-ry



in the



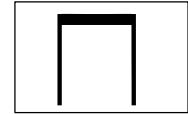
chas-ing



mou-sie



do!



hou-sie,



you!

